



CABINET FOR  
ECONOMIC DEVELOPMENT  
KY Innovation

# Office of Entrepreneurship and Innovation

## Annual Report for Fiscal Year 2025 July 1, 2024 to June 30, 2025

Submitted to:  
Governor Andy Beshear and the Legislative Research Commission,  
pursuant to KRS 154.12-278.

Submitted by:  
The Office of Entrepreneurship and Innovation  
Kentucky Cabinet for Economic Development

## **Office of Entrepreneurship and Innovation**

Pursuant to KRS 154-12-277, the Office of Entrepreneurship and Innovation (KY Innovation) within the Kentucky Cabinet for Economic Development (Cabinet) is responsible for various forms of entrepreneurship and innovation assistance, including but not limited to (a) providing customer service and project management with small and minority businesses (b) assisting export development (c) administering the innovation assistance set forth in KRS 154.12-278 (d) introducing entrepreneurs to individual investors and to investment capital firms interested in start-up and early-stage financing, and (e) collecting, summarizing, and disseminating information helpful to small businesses, including information on market research, federal, state, and local minority business programs, government procurement opportunities, and the availability of managerial assistance.

## **Overview**

The Office of Entrepreneurship and Innovation, a division of the Cabinet known to the public as KY Innovation, carries out the broad responsibilities of managing and administering the state's comprehensive initiatives for entrepreneurs, innovative ventures, and associated research. KY Innovation and the Cabinet focus on supporting Kentucky's future economy by building the pipeline of tech-enabled, high growth potential companies. The office also provides programs and direct services in support of the traditional businesses that make up the vast majority of Kentucky companies and employ more than 40% of our workforce. A diverse, vibrant innovation and entrepreneurship community is essential to adapting to a changing economy and driving advances in existing and emerging industries, as well as to supporting meaningful economic development within the Commonwealth.

Some highlights of this year's report include KY Innovation's programs assisting with the creation of more than 140 technology startups, helping companies raise more than \$167 million in private capital, and investing more than \$23 million, which resulted in more than \$59 million in private capital co-investment.

KY Innovation is proud to submit this report illustrating the continued impact of programs that support good ideas, fuel game-changing technologies and companies, and help Kentuckians become business owners who create well-paying jobs within their communities. The Cabinet and KY Innovation remain passionately committed to the success of entrepreneurship and small business growth in the Commonwealth. On behalf of our many partners and the businesses we all serve, KY Innovation expresses its gratitude to Governor Andy Beshear and the Kentucky Legislature for their continued support.

The following report summarizes the activities of KY Innovation from July 1, 2024, through June 30, 2025.

# Entrepreneurship and Startup Support

## KY Innovation Hubs

KY Innovation’s six regional Innovation Hubs are the hands-on catalysts for the expansive entrepreneurial and startup growth the Commonwealth seeks to cultivate. Each Hub, selected through a competitive RFP process, leverages local partnerships and works with other public and private stakeholders to assist entrepreneurs in many different industries and different stages of development. Partners include universities, successful entrepreneurs, angel investors and other venture capitalists, private sector companies, non-profits, local governments, and other economic development organizations with a role to play in fostering dynamic, resilient regional economies, job growth, and globally competitive communities.

The KY Innovation Hubs throughout the Commonwealth represent all 120 counties. During the reporting period, there were six (6) regional Hubs: Eastern Kentucky/Appalachia (Pikeville), Greater Lexington, Greater Louisville, Northern Kentucky (Covington), Southwest Kentucky (Bowling Green), and Western Kentucky (Paducah).



KY Innovation Hubs are managed in partnership with the Kentucky Science and Technology Corporation (KSTC), a science and technology nonprofit with over 30 years of experience leading STEM programs. KSTC has long maintained partnerships through Kentucky, managed the KY Innovation Network for nearly twenty years, and is aligned with statutory requirements for providers of such services. With respect to the Hubs, KSTC currently handles various infrastructure, database, and support functions along with managing various events and marketing for Kentucky’s entrepreneurial and commercialization efforts.

## 2024- 2025 Activity Highlights for Reporting Period

Number of Startups Created	Number of New Jobs	Number of Starups Served	Number of Events	Number of Startups Funded	Private Capital Raised by Startups
<b>156</b>	<b>476</b>	<b>3,073</b>	<b>354</b>	<b>182</b>	<b>\$167 million</b>

KY Innovation, in partnership with KSTC, hosts monthly entrepreneurship support organization (ESO) calls and quarterly impact update webinars with statewide attendance. The ESO calls are open to any KY Innovation Hub or small business support organizations in the Commonwealth. The KY Innovation Hubs present their most recent results on the quarterly KY Innovation Hub impact call. Each of these meetings are accessible to the public via posts on YouTube.





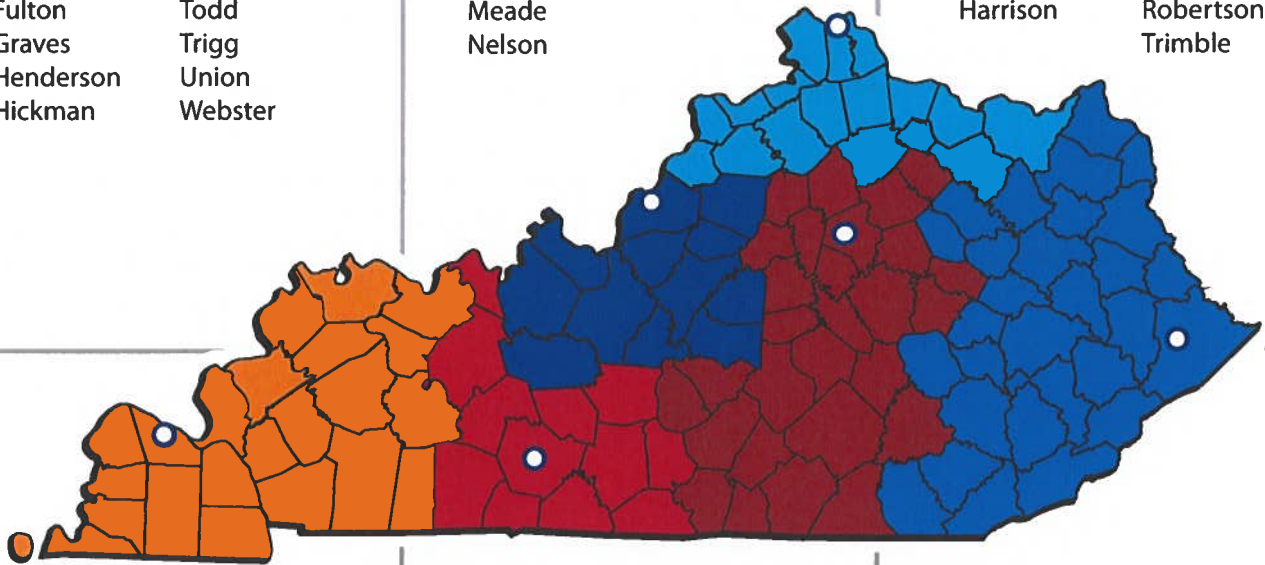
Ballard	Hopkins
Caldwell	Livingston
Calloway	Lyon
Carlisle	McCracken
Christian	McLean
Crittenden	Marshall
Daviess	Muhlenberg
Fulton	Todd
Graves	Trigg
Henderson	Union
Hickman	Webster



Breckinridge	Shelby
Bullitt	Spencer
Grayson	Washington
Hardin	
Jefferson	
LaRue	
Marion	
Meade	
Nelson	



Boone	Henry
Bracken	Kenton
Campbell	Lewis
Carroll	Mason
Fleming	Oldham
Gallatin	Owen
Grant	Pendleton
Harrison	Robertson
	Trimble



Allen	Metcalf
Barren	Monroe
Butler	Ohio
Edmonson	Simpson
Hancock	Warren
Hart	
Logan	

Adair	Garrad	Rockcastle
Anderson	Green	Russell
Bourbon	Jessamine	Scott
Boyle	Laurel	Taylor
Casey	Lincoln	Wayne
Clark	McCreary	Woodford
Clinton	Madison	
Cumberland	Mercer	
Estill	Nicholas	
Fayette	Powell	
Franklin	Pulaski	

Bath	Johnson	Morgan
Bell	Knott	Owsley
Boyd	Knox	Pike
Breathitt	Lawrence	Perry
Carter	Lee	Rowan
Clay	Leslie	Whitley
Elliott	Letcher	Wolfe
Floyd	Magoffin	
Greenup	Martin	
Harlan	Menifee	
Jackson	Montgomery	



## SBIR-STTR Research Commercialization Program

The Small Business Innovation Research (SBIR) and Small Business Technology Transfer (STTR) is the primary way in which the federal government funds commercialization efforts by small businesses and innovators across the country. The mission of the SBIR/STTR programs is to support scientific excellence and technological innovation through the investment of federal research funds in critical American priorities to build a strong national economy. Through a competitive awards-based program, SBIR and STTR grants enable small businesses to explore their technological potential and provide incentives to profit from its commercialization. To learn more about the federal SBIR-STTR program, please visit [www.sbir.gov](http://www.sbir.gov)


Since 2006, Kentucky has supported various programs to support Kentuckians in applying for such funds, including the creation of an SBIR/STTR matching fund program that provides non-dilutive grant funding to awardees currently in or willing to relocate to Kentucky. KY Innovation also enables partner programs that provide early stage support to companies that are considering applying for SBIR/STTR funding, develop broad relationships with federal agencies, and seek out additional solutions to continuously support research commercialization. Through our partnership with the Kentucky Science and Engineering Foundation (KSEF), 1,203 client consultations occurred, including 45 new companies. These consultations assisted companies seeking federal SBIR/STTR funding. Along with these consultations, KSEF offered 16 Proposal Labs, with 76 companies participating, to assist with agency specific proposals across 7 federal agencies. KSEF also administered 6 microAward contracts to 10 applicants, committing \$30,000 in funds. The average microAward is \$5,000 to assist companies with expenses they incur submitting their federal application. In 2024, KY companies, receiving KSEF assistance, were awarded 22 Phase I awards, and 12 Phase II awards.

## The Kentucky SBIR-STTR Matching Funds Program

This nationally recognized program, one of the most comprehensive of its kind in the nation, matches both Phase I and Phase II federal awards received by Kentucky's small, high-tech businesses or those willing to relocate to Kentucky. During the reporting period, the program matched Phase I federal awards up to \$100,000 to support exploration of the technical merit or feasibility of an idea or technology, and up to \$150,000 for Phase II federal awards, which support full-scale R&D.

Round <b>43 &amp; 44</b>	Solicitation Period <b>April &amp; Oct. 2024</b>	Number of Applications <b>28</b>
Matching Funds Awarded <b>\$1.55M</b>	Federal Grant Funding Leveraged <b>\$9.34M</b>	Number of Awards <b>13</b>

### Program Totals Since Inception



SEE APPENDIX A FOR SBIR- STTR MATCHING FUNDS RECIPIENTS

## Kentucky Commercialization Ventures (KCV) Program

KCV brings guidance, opportunities and programs to higher education institutions across the state without dedicated tech transfer resources, turning their research into products, services, startups and investments supported by intellectual property. Their work supported 17 disclosed ideas, protection of 4 intellectual property assets, and 157 opportunities shared with partners. KCV was involved in 11 proposals submitted, with \$1.1 million in potential value to Kentucky innovators. Staff also provided 67 presentations and conducted 551 coaching sessions with faculty, staff and students at institutions across the state.



**KENTUCKY  
COMMERCIALIZATION  
VENTURES**

## The Kentucky IP Alliance (KYIPA)

In 2022, KCV launched the Kentucky Intellectual Property Alliance (KYIPA) to advance knowledge of intellectual property protections in Kentucky. KYIPA worked collaboratively across KY Innovation and KSTC's innovation programs to educate more inventors and entrepreneurs about the importance of IP protections and the resources available.

Kentucky is looking at intellectual property protection through a modern economic development lens with KYIPA. During the reporting period, KYIPA grew its membership to 224 members, hosted multiple virtual and in-person events, created seven new free online resources and conducted more than 39 free consultations and educational meetings with clients.



## Mid-South REACH (Research Evaluation and Commercialization Hub)

In September 2023, the National Institutes of Health (NIH) awarded Mid-South REACH (Research Evaluation and Commercialization Hub) to establish a new program across four states: Kentucky, Mississippi, Tennessee, and Virginia.

This unique partnership between Vanderbilt University, the University Louisville, George Mason University, and Jackson State University, brings discoveries and biomedical innovations to commercialization. The Hub supports Kentucky Commercialization Ventures, which represents all of the state's other public universities and community and technical colleges.



The purpose of the program is to accelerate the real-world impact of biomedical and health related innovations through education, mentorship, and financial support for aspiring entrepreneurs. During Cycles 1 and 2, REACH funded 12 KY projects (4 from UK, 4 from UofL, 1 from WKU, 1 from KSU and 2 from NKU) from 59 applications, totaling \$501,000 in awards. Since Cycle 1, Kentucky teams have already generated follow on funding totaling \$80,110 and have submitted one SBIR application.

## Kentucky Established Program to Stimulate Competitive Research (KY EPSCoR)

The purpose of the federal EPSCoR program is to help states become competitive for federal research dollars by building research infrastructure, including support for faculty, students and facilities. KY Innovation provides the 20% federally-required state match for KY EPSCoR, which totaled \$1.1 million during FY25. Kentucky had active grants with both the National Science Foundation (NSF), NASA EPSCoR and U.S. Department of Energy programs.

The R&D funded through EPSCoR has helped advance innovations at Kentucky's universities, while also training the next generation of innovators. Examples of successful programs in Kentucky include NASA EPSCoR, which provided seed funding that led to the development of Space Tango, and NSF EPSCoR, which provided seed funding for a multiscale nano-manufacturing node at UofL and UK, one of 16 nationally recognized nodes that help industry. Since inception, the Kentucky EPSCoR program has attracted more than \$480 million in funding, resulted in the creation of more than 1,650 jobs, and supported the creation of 31 companies formed utilizing EPSCoR-generated knowledge.

## Funding and High-Tech Business Development

### Kentucky Enterprise Fund (KEF) Program



The Kentucky Enterprise Fund (KEF) Program - managed by Keyhorse Capital, the investment arm of KSTC - invests in and provides other resources to seed and early-stage companies to build strong technology-based companies in Kentucky. KEF invests primarily in companies developing products and/or services targeting the life sciences, IT/Software, materials and manufacturing, environment and energy markets, and other early-stage, high-growth and scalable businesses. The programs function in accordance with under the guidelines provided in the Kentucky Innovation Act. Those guidelines (K.R.S. §164.6021) are as follows:

- Grants of up to \$50,000 for companies exploring the feasibility of technology commercialization or projects related to feasibility studies, such as incubator and accelerator programs;
- Funding of up to \$250,000 for companies in the concept development phase of technology commercialization; and,
- Funding of up to \$500,000 for companies advancing and promoting the program goals.

Applicants to KEF undergo a thorough due diligence process that includes research and analysis of the applicant's management team, technology, product/service, target market, business model, financials, competitive advantages, and competitive barriers.

To date, counting investments and other grants made, KEF has made more than \$59 million in investments in 558 Kentucky companies that have attracted more than \$2.5 billion in follow-on capital and created jobs with an average annual salary of \$90,000.

### Funds Requested vs. Funds Awarded

	FY02-20	FY22	FY23	FY24	FY25	TOTAL
Funds Requested	\$ 175,846,921	\$ 26,888,250	\$ 77,716,541	\$ 115,539,000	\$ 191,022,912	\$ 587,013,624
Number of Awards	710	47	54	69	31	911
Funded	\$44,065	\$ 4,273,167	\$4,274,998	\$4,310,000	\$2,270,000	\$ 59,193,620

SEE APPENDIX B FOR KEF PORTFOLIO INFORMATION



### Commonwealth Seed Capital (CSC)

Commonwealth Seed Capital, LLC (CSC) was established by the Kentucky Economic Development Partnership Board (EDPB) and as an independent, single member LLC that makes investments in early-stage Kentucky businesses and angel funds to facilitate the commercialization of innovative ideas and technologies. Over the reporting period, CSC continued to foster Kentucky’s brightest ideas while continuing to prioritize scalable innovation, high technology, and strong growth potential as a private entity owned by EDPB. All CSC results are for calendar year 2024.

Number of Direct Company Investments in 2024	Total Amount of Direct and Fund Investments in 2024	Current Portfolio of Direct Company Investments	Active Fund Investments	Total Lifetime Returns
7	\$1,033,764	\$10,815,956	\$9,680,000	\$42,128,326

SEE APPENDIX C FOR CSC PORTFOLIO INFORMATION

### Kentucky New Energy Ventures Fund

The Kentucky New Energy Ventures Fund (KNEV) was included in House Bill 1 of the Extraordinary Session of the 2007 Kentucky General Assembly for the purpose of enabling Kentucky-based companies to undertake research, development, and commercialization in the field of alternative fuels and renewable energy. The \$5 million KNEV fund, since 2008, has funded 23 grants and 8 investments awarded to companies for a total of \$3.2 million in funding. No awards were issued during the reporting period.

### High-Tech Pools Program

The High-Tech Pools Program (HTP), administered by KY Innovation, has used funds since January 2003 to assist companies and projects throughout the Commonwealth that work to support technology-based companies. All funding must be approved by the Kentucky Economic Development Finance Authority (KEDFA). No awards were issued during the reporting period.

### Kentucky Angel Investment Act

The Kentucky Angel Investment Tax Credit (KAITC) program began in January 2015. Subject to a statutory limit of \$3,000,000 per calendar year, the program provides up to \$200,000 in non-refundable income tax credits to qualified individual investors. The purpose of this program is to encourage investments in Kentucky small businesses engaged in knowledge-based activities, create additional jobs, and promote the development of new products and technologies. Qualified investments may be eligible for up to 40 percent of the investment, as a tax credit, in enhanced counties, and 25 percent in all other counties.

From July 1, 2024, through June 30, 2025, a total of \$2,369,479 in Angel Investment Tax Credits were approved.

SEE APPENDIX D FOR DETAILS ABOUT KAITC RECIPIENTS



## Small Business Incentives and Development

### KY Small Business Tax Credit (KSBTC) Program

The Kentucky Small Business Tax Credit (KSBTC) program allows eligible small businesses paying taxes imposed by KRS 141.020 (income tax on individuals), KRS 141.040 (corporation income tax), or KRS 141.0401 (limited liability entity tax) to apply for a Kentucky state income tax credit. Subject to a statutory limit of \$3,000,000 per state fiscal year, this program provides a non-refundable state income tax credit for small businesses that create and fill one or more eligible positions and invest \$5,000 or more in qualifying equipment or technology.

Since 2011, the KSBTC program has authorized **\$16,365,114** of tax incentives for **1,706** recipients, with **4,843** estimated new jobs. During the reporting period, **\$1,548,00** of tax incentives for **161** recipients, with **453** new jobs, were authorized.

[SEE APPENDIX E FOR KSBTC RECIPIENTS](#)

### Kentucky Small Business Credit Initiative (KSBCI)

Through the Small Business Jobs Act of 2010, the Cabinet applied for and received approval for \$15.5 million to create the Kentucky Small Business Credit Initiative (KSBCI 1.0). In April of 2017, KEDFA authorized an additional \$5 million of bond funds from the KEDFA loan pool to fund projects through the KSBCI program. The American Rescue Plan Act of 2021 reauthorized the State Small Business Credit Initiative, providing \$10 billion to implement the second round of this program. Kentucky's allotment for this second round of funding, which is being deployed through the KSBCI 2.0 programs, was approved by the U.S. Department of Treasury in February 2023.

Of Kentucky's \$117 million allotment for KSBCI 2.0, 30% is allocated toward loan support through KSBCI Participating Lenders and 70% is allocated toward venture capital equity investments in high growth companies. The KSBCI 2.0 venture capital funds are managed by Kentucky Science and Technology Corporation's seed-stage venture capital firm, Keyhorse Capital.

## **Kentucky Small Business Credit Initiative 2.0 (KSBCI 2.0)**

### **KSBCI 2.0 Lending Programs**

KSBCI 2.0 includes two credit enhancement programs, the Kentucky Collateral Support Program and Kentucky Loan Participation Program. Collateral support provides cash collateral to an enrolled lender of up to 20% of their loan in order to enhance the collateral coverage of a small business borrower that is otherwise qualified but unable to meet the lender's security requirements. Loan participation allows the Kentucky Economic Development Finance Authority (KEDFA) to purchase up to 20% of a small business loan to support a participating lender to originate much larger loans that, on its own, would not have been possible.

KSBCI 2.0 promotes entrepreneurship, job creation and equitable access to capital. To increase equitable access to capital, KSBCI 2.0 offers enhanced collateral support of up to 50% on projects where the borrowers identify as Socially or Economically Disadvantaged Individuals (SEDI), Very Small Businesses (VSB), or Disaster Relief Affected Businesses (DRAB). KY Innovation has actively promoted KSBCI 2.0 to lenders with in-person presentations at the Kentucky Area Development District (ADD) offices and Chambers of Commerce across the Commonwealth. KSBCI 2.0 Lender Enrollment and Loan Enrollment is now available online. There are currently 58 KSBCI participating lenders across the state, including banks, CDFIs, and credit unions. 22 KSBCI 2.0 loans were approved within the FY25 reporting period.

### **KSBCI 2.0 Venture Capital Programs**

Up to 70% of Kentucky's KSBCI 2.0 allotment is allocated toward creating early-stage venture capital programs. The Cabinet, which cannot take an equity stake in private companies, contracts with the Kentucky Science and Technology Corporation and its venture capital arm, Keyhorse Capital, to manage the equity investment process. The Kentucky Growth Capital Fund makes direct investments in early to growth stage, technology-based companies in Kentucky seeking private equity funding from angel and venture capital investors for working capital, growth, and expansion. In the last fiscal year, the fund made 39 investments in Kentucky startups totaling more than \$21 million. A minimum of a dollar-for-dollar private match is required. To date, the program has achieved a 2-1 leverage ratio, meaning that every federal dollar invested in a Kentucky startup, the company has also received two dollars in initial private investment.

[SEE APPENDIX F2 FOR KSBCI 2.0 RECIPIENTS](#)

### **KY APEX Accelerator**

**Formerly Kentucky Procurement Technical Assistance Center (KYPTAC)**

The KY APEX Accelerator program, known until December 2022 as Kentucky Procurement Technical Assistance Center (KYP-TAC), promotes inclusive economic development by assisting companies with providing products and/or services to federal, state, and local governments. KY APEX Accelerator is funded in part by a cooperative agreement with the federal Department of Defense and is supported by KY Innovation via matching funds. KY APEX Accelerator's agreement with KY Innovation is managed by KSTC. In addition to helping small businesses prepare to compete for public contracts, KY APEX Accelerator professionals provide expert guidance on topics ranging from acquisition procedures and policies to cybersecurity. All services to Kentucky businesses are provided at no cost to the business owner. KY Innovation's matching funds are allocated to staffing for KY APEX Accelerator's statewide counseling services. Offices are currently located in Paducah, Bowling Green, Louisville, Lexington (headquarters), Elizabethtown, Covington, and Morehead. During the reporting period, KY APEX Accelerator served 882 new clients in 93 counties across Kentucky. Current KY APEX clients secured more than \$349,535 in federal contracts.

## Kentucky Selling Farmer Tax Credit (KSFTC)

The Kentucky Selling Farmer Tax Credit (KSFTC) program encourages continued use of agricultural land for farming by granting tax credits to selling farmers who agree to sell agricultural land and assets to beginning farmers. The statutory program requirements are set forth in KRS 154.60-040. Sales involving immediate family members do not qualify for tax credit consideration. The tax credits are non-refundable, but unused credits may be carried forward up to five years. During the reporting period, a total of \$40,310 in credits were approved.

[SEE APPENDIX G FOR KSFTC RECIPIENTS](#)

## State Trade Expansion Program (STEP) & Kentucky Export Initiative (KEI)

The State Trade Expansion Program (STEP) is made possible through the Kentucky Cabinet for Economic Development's partnership with the Small Business Administration (SBA) since 2011. The program, created through the Small Business Jobs Act of 2010, is currently awaiting full reauthorization by Congress. KY STEP is a reimbursement grant available to Kentucky's eligible small businesses to enter or expand into international markets. The Cabinet applies annually to receive an award from SBA and then accepts businesses into the program through an application process. Businesses then submit requests for reimbursements to the Cabinet for fees spent on allowable export development activities such as exhibiting at trade shows, foreign market sales visits, export training, trade missions, market research, and more. Agencies responsible for assisting the growth of Kentucky's exporters are collectively referred to as the Kentucky Export Initiative (KEI). Kyexports.com serves as a virtual hub of resources and opportunities provided by the KEI partners. Kentucky exported over \$47.9 billion of commodities in 2024 an increase of 19.07% over 2023.

State Trade Expansion Program					
Grant Year	Federal Grant Number	Performance Period of Awards	Number of Reimbursements	Number of Participating Companies	Amount Reimbursed Directly to Firms
11	SBA0ITST230099	September 30, 2023- September 29 2025	100 (7 Quarter)	43 (7 Quarters)	\$325,996.51 (7 Quarters)
12	SBA0ITST240157	September 30, 2024- September 29 2026	32 (3 quarters)	12 (3 quarters)	\$118,746.29 (3 quarters)


## Metals Innovation Initiative (MI2)

In FY 22, MI2 convened a founding set of eight Kentucky metals companies to explore open, collaborative, pre-competitive, de-risked innovation on behalf of the metals industry in the Commonwealth, a first-of-its-kind organization in the U.S. metals industry and in the state. Since that time, the organization has expanded to 13 metals industry members. MI2 has also focused on bringing the Kentucky metals industry more top-of-mind for key ecosystem partners in the Commonwealth.



MI2 was founded through the commitment of Kobe Aluminum Automotive Products, Logan Aluminum, North American Stainless, Novelis, Nucor, River Metals Recycling, Tri-Arrows Aluminum, and Wieland. Since its founding, MI2 has also added to its member organizations Ball Corporation, Bilstein Cold Rolled Steel, Blastics, Century Aluminum, Crown Cork & Seal, ElectraMet, Fritz-Winter, Hitachi Vantara, Kentucky Thermal Institute, Recycled Media, Recyera, Southern Coil Solutions, Toyota Tsusho, Trace Die Cast, and Transmission.

In the past fiscal year, MI2 continued to grow its membership and built initiatives around the focus areas of workforce training and development and sustainability. The organization co-hosted the first Kentucky Industry Conference, along with the Kentucky Association of Manufacturers and the Kentucky Manufacturing Extension Partnership, which brought together state, regional and national leaders to explore issues facing companies across all industries. MI2 receives funding on a reimbursement basis from the Cabinet through an agreement managed by Kentucky Science and Technology Corporation.



# **APPENDIX A**

**SBIR-STTR Matching Funds Recipients**



## SBIR-STTR Matching Funds Recipients: Rounds 39-44 (FY23-25)

Award Year	Company (in reverse chronological order)	Technology Area	Matching Grant
1/2025	3P Biotechnologies Inc	Bioscience	\$100,000
1/2025	Covert Defense LLC	Information Technology and Communications	\$150,000
1/2025	New Global Systems	Health and Human Development	\$100,000
1/2025	PCC Hydrogen Inc	Environment and Energy Technology	\$149,991
1/2025	VR Together	Health and Human Development	\$100,000
1/2025	WiLO Networks Inc	Information Technology and Communications	\$150,000
1/2025	Wild Dog Physics, LLC	Health and Human Development	\$149,964
7/2024	Faradine Systems	Information Technology and Communications	\$149,930
7/2024	GradEd Gaming LLC	Health and Human Development	\$100,000
7/2024	InfoBeyond Technology LLC	Information Technology and Communications	\$150,000
7/2024	Invictus Informatics LLC	Bioscience	\$149,760
7/2024	Thermisoln, LLC	Material Science and Advanced Manufacturing	\$50,000
7/2024	VerraGlo, LLC	Bioscience	\$50,000
1/2024	BlackBox Energy Systems, LLC	Environmental and Energy Technology	\$100,000
1/2024	Covert Defenses LLC	Environmental and Energy Technology	\$150,000
1/2024	Lepidext, LLC	BioScience	\$100,000
1/2024	RalphVR, Inc	Health and Human Development	\$99,819
7/2023	Bioptics Technology, LLC	Health and Human Development	\$100,000
7/2023	Bluegrass Embedded Design, LLC	Information Technology and Communications	\$74,134
7/2023	Degrantin Therapeutics, LLC	Health and Human Development	\$100,000
7/2023	DesiCorp Inc.	BioScience	\$99,938
7/2023	Fetal Life, LLC	Health and Human Development	\$149,520
7/2023	HeXalayer, LLC	Environmental and Energy Technology	\$149,159
7/2023	Pascal Tags Inc.	Material Science and Advanced Manufacturing	\$150,000
7/2023	PCC Hydrogen, Inc.	Environmental and Energy Technology	\$99,917
7/2023	The Science and Engineering Corps	Health and Human Development	\$149,736
1/2023	1109 Bravo LLC	Health and Human Development	\$150,000
1/2023	Adelphi Technology, LLC	Environmental and Energy Technology	\$150,000
1/2023	CircCure Corporation	Health and Human Development	\$100,000
1/2023	Covert Defenses LLC	Environmental and Energy Technology	\$100,000
1/2023	Lepidext, Inc.	Bioscience	\$100,000

Award Year	Company (in reverse chronological order)	Technology Area	Matching Grant
1/2023	Thermisoln, LLC	Material Science and Advanced Manufacturing	\$100,000
1/2023	vCardio, Inc.	Health and Human Development	\$90,777
1/2023	Wicked Sheets, LLC	Health and Human Development	\$98,650
7/2022	3P Biotechnologies, Inc	Bioscience	\$99,920
7/2022	Aviation Safety Resources Inc.	Material Science and Advanced Manufacturing	\$149,478
7/2022	CreoSalus Inc.	Health and Human Development	\$149,699
7/2022	Gen Nine, Inc.	Information Technology and Communications	\$100,000
7/2022	Invictus Informatics, LLC	Bioscience	\$99,973
7/2022	Orb Technologies LLC	Environmental and Energy Technology	\$150,000
7/2022	Pascal Tags, Inc.	Material Science and Advanced Manufacturing	\$150,000
1/2022	Synaptek LLC	Human Health and Personalized Medicine	\$80,000
<b>Program Totals since 2007:</b>		<b>337 State Matching Grants for</b>	<b>\$74,942,101</b>




# **APPENDIX B**

**Kentucky Enterprise Funds Investments - FY2025**

## Kentucky Enterprise Funds Investments - FY2025

Company	Location	Focus Area	Cash Investment
Airtrek Robotics	Kenton	Manufacturing/Materials	\$205,000.00
ALT Distilling	Jefferson	Manufacturing/Materials	\$100,000.00
Another Nine	Kenton	Other	\$50,000.00
Aurasense Tech Corporation	Jefferson	Software/Technology	\$25,000.00
Avana Health	Fayette	Biotech/Life Sciences/Healthcare	\$100,000.00
Beltways	Kenton	Manufacturing/Materials	\$45,000.00
Blackbox Energy Systems	Bath	Manufacturing/Materials	\$100,000.00
BumptUp Labs	Warren	Software/Technology	\$25,000.00
Cyndelos	Fayette	Software/Technology	\$25,000.00
Due Gooder	Jefferson	Software/Technology	\$25,000.00
Ecoshell	Kenton	Manufacturing/Materials	\$50,000.00
EnVue Health	Jefferson	Software/Technology	\$50,000.00
EZ-Chow	Jefferson	Software/Technology	\$50,000.00
Hogshead	Jefferson	Software/Technology	\$100,000.00
HuMed Technologies	Fayette	Biotech/Life Sciences/Healthcare	\$65,000.00
Its Only OneStop	Kenton	Software/Technology	\$50,000.00
J-1	Campbell	Software/Technology	\$25,000.00
Kanbol	Logan	Manufacturing/Materials	\$500,000.00
Limitless Minds	Jefferson	Software/Technology	\$100,000.00
MPI Digital	Kenton	Software/Technology	\$50,000.00
Nichefire	Kenton	Software/Technology	\$50,000.00
ParentMD	Jefferson	Software/Technology	\$50,000.00
PDX Biotech	Jefferson	Biotech/Life Sciences/Healthcare	\$250,000.00
Qualz AI	Kenton	Software/Technology	\$25,000.00
Scoop Tech	Jefferson	Software/Technology	\$50,000.00
Soaring Titan	Jefferson	Software/Technology	\$50,000.00
Swell Health (Sage Health Labs)	Jefferson	Software/Technology	\$25,000.00
The Nori Project	Jefferson	Other	\$25,000.00
Transmission Technologies (UnDesked)	Warren	Software/Technology	\$50,000.00
Value Buddy	Jefferson	Software/Technology	\$30,000.00
Visor Health	Jefferson	Software/Technology	\$50,000.00
<b>TOTAL</b>			<b>\$2,395,000</b>






# **APPENDIX C**

**Commonwealth Seed Capital Investments - CY2024**

## Commonwealth Seed Capital Investments - CY2023

Company/Fund	Location	Focus Area	2023 Cash Investment
Thynk Health, LLC	Lexington	Healthcare	\$100,000.00
Avana Health, Inc.	Lexington	Women's Health	\$100,000.00
Awesome Fund I, LLC	Lexington	All Sectors	\$31,875.00
Wicked Sheets, LLC	Louisville	Nursing Home Care	\$99,994.34
Nichefire, Inc.	Covington	AI Software	\$249,999.70
ADEM Technologies	Louisville	Nanotechnology	\$249,999.97
Hera Laboratories	Lexington	Toxicology & Genetic Testing	\$5,000.06
Bluegrass Angels Fund V	Lexington	All Sectors	\$50,00.000
Gryphon Environmental	Owensboro	Waste Water Treatment	\$83,895.00
Appalacian Micro Equity Fund	London	All Sectors/Eastern KY	\$63,000.00
<b>Total</b>			<b>\$1,033,764.07</b>



# **APPENDIX D**

**Kentucky Angel Investment Tax Credit Recipients - FY2025**


# Kentucky Angel Investment Approved by KEDFA

## For the Period 7/1/24 - 6/30/35

Program Name	Program Name	FI County	Final Approval Date	Status	Projected Angel Investment	Actual Angel Investment	Final Incentive Amount	Actual Angel Credit
ADEM Technologies Inc.	Toutant, Roy T.	Jefferson	8/29/2024	Investment Made	\$50,000.00	\$50,000.00	\$12,500.00	\$12,500.00
BlackBox Energy Systems, LLC	Ferguson, Stuart J.	Bath	12/12/2024	Investment Made	\$250,000.00	\$250,000.00	\$100,000.00	\$100,000.00
Cornbread CBD, PBC	Mackin, Colin N.	Jefferson	12/12/2024	Investment Made	\$112,500.00	\$125,000.00	\$28,125.00	\$28,125.00
Cornbread CBD, PBC	Mackin, Noah L.	Jefferson	12/12/2024	Investment Made	\$112,500.00	\$125,000.00	\$28,125.00	\$28,125.00
Cornbread CBD, PBC	Mackin III, Joseph L.	Jefferson	12/12/2024	Investment Made	\$112,500.00	\$125,000.00	\$28,125.00	\$28,125.00
Cornbread CBD, PBC	Lenhardt, Theresa N.	Jefferson	12/12/2024	Investment Made	\$112,500.00	\$125,000.00	\$28,125.00	\$28,125.00
DesiCorp Inc	Perkins, III, Herbert W.	Jefferson	10/31/2024	Investment Made	\$50,000.00	\$49,999.78	\$12,500.00	\$12,499.00
DesiCorp Inc	Saunders, Robert S.	Jefferson	12/12/2024	Investment Made	\$25,000.00	\$12,499.52	\$6,250.00	\$3,124.00
Eastern Light Distilling LLC	Conner, James S.	Rowan	2/27/2025	Investment Made	\$800,000.00	\$800,000.00	\$200,000.00	\$200,000.00
Eastern Light Distilling LLC	Kloos, Lee E.	Rowan	2/27/2025	Investment Made	\$100,000.00	\$100,000.00	\$40,000.00	\$40,000.00
Eastern Light Distilling LLC	Ebner, Michael Thomas	Rowan	3/27/2025	Investment Made	\$150,000.00	\$150,000.00	\$60,000.00	\$60,000.00
Eastern Light Distilling LLC	Mucci, Donald S.	Rowan	3/27/2025	Investment Made	\$200,000.00	\$200,000.00	\$80,000.00	\$80,000.00
Eastern Light Distilling LLC	Walker, III, Arthur E.	Rowan	3/27/2025	Investment Made	\$250,000.00	\$250,000.00	\$100,000.00	\$100,000.00
Eastern Light Distilling LLC	Walker, Jr, Arthur E.	Rowan	3/27/2025	Investment Made	\$250,000.00	\$250,000.00	\$100,000.00	\$100,000.00
Eastern Light Distilling LLC	Stumbo, Gregory Damron	Rowan	3/27/2025	Investment Made	\$50,000.00	\$50,000.00	\$20,000.00	\$20,000.00
Eastern Light Distilling LLC	Stumbo, Martin Brooks	Rowan	3/27/2025	Investment Made	\$50,000.00	\$50,000.00	\$20,000.00	\$20,000.00
Eastern Light Distilling LLC	Erdmann, Cory Michael	Rowan	3/27/2025	Investment Made	\$50,000.00	\$50,000.00	\$20,000.00	\$20,000.00
Eastern Light Distilling LLC	Russell, Gary D.	Rowan	4/24/2025	Investment Made	\$500,000.00	\$500,000.00	\$200,000.00	\$200,000.00
Eastern Light Distilling LLC	Roy, Larry Martin	Rowan	6/26/2025	Investment Made	\$100,000.00	\$100,000.00	\$40,000.00	\$40,000.00
Gun Media Holdings, Inc.	Smith, Stewart A.	Fayette	8/29/2024	Investment Made	\$90,000.00	\$90,000.00	\$22,500.00	\$22,500.00
Gun Media Holdings, Inc.	Toutant, Roy T.	Fayette	8/29/2024	Investment Made	\$90,000.00	\$90,000.00	\$22,500.00	\$22,500.00
Gun Media Holdings, Inc.	Taylor, James Todd	Fayette	8/29/2024	Investment Made	\$450,000.00	\$450,000.00	\$112,500.00	\$112,500.00
Gun Media Holdings, Inc.	Luftman, Brian Aaron	Fayette	8/29/2024	Investment Made	\$90,000.00	\$90,000.00	\$22,500.00	\$22,500.00
Gun Media Holdings, Inc.	Yarmuth, William B.	Fayette	8/29/2024	Inactive	\$360,000.00		\$90,000.00	\$0.00
Gun Media Holdings, Inc.	McClelland, Martin N.	Fayette	8/29/2024	Investment Made	\$180,000.00	\$180,000.00	\$45,000.00	\$45,000.00
Gun Media Holdings, Inc.	Luftman, Virginia Hoseus	Fayette	9/26/2024	Investment Made	\$45,000.00	\$45,000.00	\$11,250.00	\$11,250.00
Gun Media Holdings, Inc.	Mudd, Robert C.	Fayette	10/31/2024	Investment Made	\$45,000.00	\$45,000.00	\$11,250.00	\$11,250.00
Gun Media Holdings, Inc.	Bullard, Edward D.	Fayette	12/12/2024	Investment Made	\$29,750.00	\$29,762.00	\$7,437.00	\$7,437.00
IribaMaps Inc.	Jones, Jr., David A.	Jefferson	7/25/2024	Investment Made	\$450,000.00	\$450,000.00	\$112,500.00	\$112,500.00
IribaMaps Inc.	Baanblossom, Rebecca Jean	Jefferson	12/12/2024	Investment Made	\$50,000.00	\$50,000.00	\$12,500.00	\$12,500.00
IribaMaps Inc.	Fischer, Gregory E.	Jefferson	12/12/2024	Investment Made	\$150,000.00	\$150,000.00	\$37,500.00	\$37,500.00
IribaMaps Inc.	Saunders, Robert S.	Jefferson	12/12/2024	Investment Made	\$25,000.00	\$25,000.00	\$6,250.00	\$6,250.00
IribaMaps Inc.	Jones, Matthew L.	Jefferson	12/12/2024	Investment Made	\$100,000.00	\$100,000.00	\$25,000.00	\$25,000.00
IribaMaps Inc.	Mays, Andrew Shain	Jefferson	12/12/2024	Investment Made	\$100,000.00	\$100,000.00	\$25,000.00	\$25,000.00
Kyndly Technologies Inc	Goldberg, Steven Edward	Jefferson	4/24/2025	Investment Made	\$125,000.00	\$125,000.00	\$31,250.00	\$31,250.00
Parasight System Inc.	Schackel, Richard Lee	Fayette	7/25/2024	Investment Made	\$120,000.00	\$120,000.00	\$30,000.00	\$30,000.00
Parasight System Inc.	Wolford, George Rodney	Fayette	7/25/2024	Investment Made	\$50,000.00	\$50,000.00	\$12,500.00	\$12,500.00
Parasight System Inc.	Rogers, Fielding Allen	Fayette	8/29/2024	Investment Made	\$100,000.00	\$100,000.00	\$25,000.00	\$25,000.00
Parasight System Inc.	Kretz, Lindsey Helm	Fayette	8/29/2024	Investment Made	\$200,000.00	\$100,000.00	\$50,000.00	\$25,000.00



Program Name	Program Name	FI County	Final Approval Date	Status	Projected Angel Investment	Actual Angel Investment	Final Incentive Amount	Actual Angel Credit
Parasight System Inc.	Jennings, Stephen C.	Fayette	5/29/2025	Investment Made	\$100,000.00	\$75,000.00	\$25,000.00	\$18,750.00
Parasight System Inc.	Wolford, George Rodney	Fayette	6/26/2025	Investment Made	\$100,000.00	\$100,000.00	\$25,000.00	\$25,000.00
ParentMD, Inc.	Hunter, Sr, John F.	Jefferson	6/26/2025	Investment Made	\$100,000.00	\$100,000.00	\$25,000.00	\$25,000.00
ParkPayUSA, Inc.	Kraft, John B.	Campbell	2/27/2025	Investment Made	\$300,000.00	\$300,000.00	\$75,000.00	\$75,000.00
ParkPayUSA, Inc.	Arentsen, Scott W.	Campbell	3/27/2025	Investment Made	\$50,000.00	\$25,000.00	\$12,500.00	\$6,250.00
ParkPayUSA, Inc.	Bortz, Neil K.	Campbell	3/27/2025	Investment Made	\$100,000.00	\$100,000.00	\$25,000.00	\$25,000.00
ParkPayUSA, Inc.	Mischell, Eric T.	Campbell	3/27/2025	Investment Made	\$100,000.00	\$100,000.00	\$25,000.00	\$25,000.00
ParkPayUSA, Inc.	Bortz, Adam P.	Campbell	3/27/2025	Investment Made	\$100,000.00	\$100,000.00	\$25,000.00	\$25,000.00
ParkPayUSA, Inc.	Bortz, Adam P.	Campbell	5/29/2025	Investment Made	\$25,000.00	\$25,000.00	\$6,250.00	\$6,250.00
PowerTech Water, Inc.	Toutant, Roy T.	Fayette	12/12/2024	Investment Made	\$50,000.00	\$50,001.33	\$12,500.00	\$12,500.00
PowerTech Water, Inc.	Young, Christopher H.	Fayette	12/12/2024	Investment Made	\$100,000.00	\$99,999.33	\$25,000.00	\$24,999.00
PowerTech Water, Inc.	Boyd, James Robert	Fayette	12/12/2024	Investment Made	\$134,605.00	\$133,877.98	\$33,651.00	\$33,469.00
PowerTech Water, Inc.	Bullard, Edward D.	Fayette	12/12/2024	Investment Made	\$16,812.00	\$16,812.00	\$4,203.00	\$4,203.00
Rave On Sports, LLC	Pappas, John E.	Fayette	7/25/2024	Inactive	\$25,000.00		\$6,250.00	\$0.00
Sage Health Labs, Inc	Jennings, Stephen C.	Jefferson	10/31/2024	Investment Made	\$25,000.00	\$25,000.00	\$6,250.00	\$6,250.00
Sage Health Labs, Inc	State, Timothy Michael	Jefferson	12/12/2024	Inactive	\$20,000.00		\$5,000.00	\$0.00
Soaring Titan Inc.	Langdon, Gregory Lee	Jefferson	2/27/2025	Investment Made	\$50,000.00	\$50,000.00	\$12,500.00	\$12,500.00
SoFab Inks Inc.	Smith, Stewart A.	Jefferson	4/24/2025	Investment Made	\$25,000.00	\$25,000.00	\$6,250.00	\$6,250.00
SoFab Inks Inc.	Jennings, Stephen C.	Jefferson	4/24/2025	Investment Made	\$50,000.00	\$25,000.00	\$12,500.00	\$6,250.00
SoFab Inks Inc.	Toutant, Roy T.	Jefferson	4/24/2025	Investment Made	\$25,000.00	\$25,000.00	\$6,250.00	\$6,250.00
Thynk Health, Inc.	Hager, Jr., W. Lyman	Fayette	7/25/2024	Investment Made	\$20,000.00	\$20,000.00	\$5,000.00	\$5,000.00
Thynk Health, Inc.	Smith, Stewart A.	Fayette	3/27/2025	Investment Made	\$75,000.00	\$75,000.00	\$18,750.00	\$18,750.00
Thynk Health, Inc.	Toutant, Roy T.	Fayette	3/27/2025	Investment Made	\$50,000.00	\$50,000.00	\$12,500.00	\$12,500.00
Transmission Technologies LLC	Murphree, William L.	Warren	5/29/2025	Investment Made	\$100,000.00	\$100,000.00	\$40,000.00	\$40,000.00
Value Buddy Inc.	Jennings, Stephen C.	Jefferson	2/27/2025	Investment Made	\$50,000.00	\$25,000.00	\$12,500.00	\$6,250.00
Visor Health Inc	Dale, Harrison Isaac	Jefferson	6/26/2025	Investment Made	\$400,000.00	\$400,000.00	\$100,000.00	\$100,000.00
Visor Health Inc	Rasdon, Nicholas James	Jefferson	6/26/2025	Investment Made	\$200,000.00	\$200,000.00	\$50,000.00	\$50,000.00
Visor Health Inc	Bechtel, Friend Christian	Jefferson	6/26/2025	Investment Made	\$200,000.00	\$150,000.00	\$50,000.00	\$37,500.00
Visor Health Inc	Strothman, Raymond Gerhard	Jefferson	6/26/2025	Investment Made	\$100,000.00	\$100,000.00	\$25,000.00	\$25,000.00
Visor Health Inc	Idleman, Kyle David	Jefferson	6/26/2025	Inactive	\$100,000.00		\$25,000.00	
Wicked Sheets, LLC	Jennings, Stephen C.	Jefferson	10/31/2024	Investment Made	\$50,000.00	\$49,993.94	\$12,500.00	\$12,498.00
Wicked Sheets, LLC	State, Timothy Michael	Jefferson	10/12/2024	Inactive	\$10,000.00		\$2,500.00	\$0.00
<b>TOTAL</b>	<b>71</b>				<b>\$9,026,167.00</b>	<b>\$8,297,945.00</b>	<b>\$2,564,041.00</b>	<b>\$2,369,479.00</b>



# **APPENDIX E**

**Kentucky Small Business Tax Credit Recipients - FY2025**

# Kentucky Small Business Tax Credit Recipients - FY2025

## For the Period 7/1/24 - 6/30/35

Program: Program Name	Final Approval Date	FI County	New Jobs Projected	Average Hourly Wage	Final Total Eligible Costs	Final Incentive Amount
270 Air LLC	12/12/2024	Graves	1	\$67.31	\$38,500.00	\$3,500.00
828 Consulting, LLC	3/27/2025	Scott	1	\$23.44	\$5,335.00	\$3,500.00
A&S Construction of Louisville, Inc.	1/30/2025	Jefferson	4	\$24.33	\$15,600.00	\$14,000.00
Accounting & Tax Professionals, LLC	12/12/2024	Hardin	1	\$21.00	\$6,277.00	\$3,500.00
ACE Consulting Company LLC	12/12/2024	Jessamine	6	\$33.43	\$41,495.00	\$21,000.00
Adams & Associates Realty, Inc.	3/27/2025	Madison	2	\$16.00	\$9,044.00	\$7,000.00
Administrative Processing & Services, LLC	2/27/2025	Fayette	6	\$27.69	\$21,621.00	\$21,000.00
Advanced Dental Center, Inc.	1/30/2025	Jefferson	8	\$33.42	\$26,246.00	\$25,000.00
Affordable Overhead Garage Doors LLC	12/12/2024	Hardin	3	\$19.50	\$14,538.00	\$10,500.00
All Safe Industries, Inc.	9/26/2024	Jefferson	4	\$24.56	\$48,255.00	\$14,000.00
Apostoli Coffee Inc.	12/12/2024	Hardin	1	\$15.39	\$5,800.00	\$3,500.00
Applied Processes, LLC	9/26/2024	Anderson	2	\$21.14	\$28,110.00	\$7,000.00
AU Associates, Inc.	12/12/2024	Fayette	6	\$20.31	\$23,910.00	\$21,000.00
Automated Building Concepts, Inc.	6/26/2025	Marshall	1	\$31.00	\$35,455.00	\$3,500.00
Barrett Maintenance, Inc.	3/27/2025	Marshall	1	\$24.85	\$11,090.00	\$3,500.00
BEH Physical Therapy, LLC	12/12/2024	Madison	2	\$32.96	\$7,074.00	\$7,000.00
Bethany Hicks Agency, LLC	12/12/2024	Fayette	1	\$28.64	\$5,445.00	\$3,500.00
Bison Services, LLC	12/12/2024	Bracken	3	\$24.25	\$66,357.00	\$10,500.00
BK Designs & Blanks LLC	12/12/2024	Washington	8	\$17.90	\$31,645.00	\$25,000.00
Bluegrass Bean Counter, PLLC	12/12/2024	Scott	1	\$19.23	\$5,052.00	\$3,500.00
Bluegrass Professional Counseling, LLC	10/31/2024	Hart	8	\$22.52	\$39,000.00	\$25,000.00
BMI Pallets, LLC	12/12/2024	Marshall	2	\$20.00	\$36,183.00	\$7,000.00
Bostick Management Company LLC	12/12/2024	Boyle	1	\$21.29	\$50,974.00	\$3,500.00
Bourke Accounting, LLC	9/26/2024	Jefferson	1	\$23.78	\$5,804.00	\$3,500.00
Bradley's Body Shop, Inc.	12/12/2024	Ohio	1	\$15.00	\$17,983.00	\$3,500.00
Brown & Kubican, P.S.C.	1/30/2025	Fayette	7	\$42.84	\$30,721.00	\$24,500.00
Busche Industries Co	12/12/2024	Grayson	3	\$17.72	\$55,160.00	\$10,500.00
Busy Bee Occupational Therapy, PLLC	10/31/2024	Madison	4	\$26.70	\$14,016.00	\$14,000.00
Carpet Specialists, Inc.	12/12/2024	Jefferson	1	\$22.05	\$17,000.00	\$3,500.00
Cascade Wheel Weights Inc.	12/12/2024	Logan	8	\$29.54	\$26,188.00	\$25,000.00
CC Auto, LLC	12/12/2024	Mercer	1	\$21.00	\$6,263.00	\$3,500.00
Chris Gordon ROBS Corp.	10/31/2024	Fayette	2	\$25.00	\$7,223.00	\$7,000.00
Clays Mill Veterinary Clinic, Inc.	12/12/2024	Fayette	2	\$42.50	\$9,090.00	\$7,000.00
CMC Electric, LLC	12/12/2024	McCracken	1	\$24.85	\$28,900.00	\$3,500.00
CMec LLC	12/12/2024	Jefferson	2	\$22.38	\$46,374.00	\$7,000.00
Commonwealth Eye Clinic, Inc.	10/31/2024	Fayette	8	\$23.97	\$49,000.00	\$25,000.00
Cornerstone Engineering, Inc.	12/12/2024	Jefferson	7	\$26.08	\$24,969.00	\$24,500.00
Cornerstone Geotech Services LLC	12/12/2024	Jefferson	8	\$28.92	\$62,345.00	\$25,000.00
Covenant Natural Health Care, L.L.C.	6/26/2025	Boone	3	\$17.75	\$10,995.00	\$10,500.00
CureTech USA, Inc.	10/31/2024	Jefferson	2	\$41.11	\$21,300.00	\$7,000.00
CY LLC	9/26/2024	Fayette	3	\$15.67	\$6,817.00	\$6,800.00
Daniel Kuhns, Sr.	8/29/2024	Hart	5	\$22.50	\$39,000.00	\$17,500.00
Dawn C. Stratton, O.D., P.S.C.	9/26/2024	Fayette	4	\$24.92	\$30,360.00	\$14,000.00
D-Crane Rental, LLC	12/12/2024	Boone	3	\$40.24	\$50,797.00	\$10,500.00
Design Comfort Heating & Air, LLC	12/12/2024	Kenton	3	\$21.86	\$39,489.00	\$10,500.00
Diamond Landscapes, Inc.	12/12/2024	Fayette	2	\$27.54	\$9,948.00	\$7,000.00
DLOM Group, LLC	10/31/2024	Jessamine	3	\$29.69	\$46,432.00	\$10,500.00
Donahue Mechanical, Inc.	12/12/2024	Rowan	3	\$18.33	\$14,000.00	\$10,500.00
Donohoo & Associates, PLLC	7/25/2024	Marshall	1	\$28.00	\$9,105.00	\$3,500.00
E & L Electric LLC	12/12/2024	Nicholas	4	\$20.63	\$40,877.00	\$14,000.00
Eastern Kentucky Medical Services, LLC	5/29/2025	Madison	1	\$16.00	\$48,922.00	\$3,500.00
EkkCo Inc.	8/29/2024	Boyle	8	\$14.25	\$59,000.00	\$25,000.00
Engineered Building Systems, Inc.	5/29/2025	Campbell	1	\$33.00	\$9,466.00	\$3,500.00
Essential Glow Aesthetics LLC	12/12/2024	Muhlenberg	1	\$17.75	\$28,900.00	\$3,500.00
First Financial ATMs, LLC	12/12/2024	Oldham	2	\$22.68	\$8,940.00	\$7,000.00
Foundations Family & Implant Dentistry, PLLC	10/31/2024	Jefferson	5	\$38.40	\$44,414.00	\$17,500.00
Frontsight Financial, LLC	3/27/2025	Jefferson	1	\$88.94	\$5,289.00	\$3,500.00
Functional Therapy, PLLC	5/29/2025	Jefferson	2	\$30.00	\$13,459.00	\$7,000.00
Functional Therapy, PLLC	4/24/2025	Jefferson	3	\$29.67	\$10,912.00	\$10,500.00
FWK & Associates PLLC	12/12/2024	Fayette	1	\$28.61	\$5,803.00	\$3,500.00
Garnet Gazelle Inc	12/12/2024	Laurel	1	\$16.34	\$6,285.00	\$3,500.00
Green River Tire LLC	7/25/2024	Hart	1	\$12.50	\$6,179.00	\$3,500.00
Hargis & Associates, LLC	12/12/2024	Logan	1	\$20.00	\$6,577.00	\$3,500.00
Hari LLC	8/29/2024	Madison	3	\$12.33	\$10,633.00	\$10,500.00
Harris Federal Law Firm L.L.C.	3/27/2025	Fayette	2	\$33.65	\$7,147.00	\$7,000.00
Hayes Contracting, LLC	12/12/2024	Jefferson	2	\$27.00	\$63,839.00	\$7,000.00
Haykas Properties Limited Liability Company	2/27/2025	Madison	3	\$23.18	\$30,324.00	\$10,500.00
High Performance Products, LLC	10/31/2024	Jefferson	1	\$18.00	\$8,352.00	\$3,500.00
Hogan Real Estate Company	12/12/2024	Jefferson	3	\$51.39	\$14,987.00	\$10,500.00
Holley Homes and Construction, LLC	12/12/2024	Hardin	1	\$16.00	\$171,497.00	\$3,500.00
Hometown Concrete, LLC	10/31/2024	Boone	2	\$24.29	\$22,975.00	\$7,000.00
HQI, LLC	3/27/2025	Washington	2	\$22.00	\$34,066.00	\$7,000.00
Hurd Aviation LLC	9/26/2024	Scott	3	\$35.66	\$10,577.00	\$10,500.00
Innovations Design and Construction LLC	7/25/2024	Shelby	1	\$25.00	\$64,550.00	\$3,500.00
Inside Out Design, LLC	10/31/2024	Franklin	3	\$20.76	\$108,834.00	\$10,500.00
IPGREALKY, LLC	12/12/2024	Jefferson	1	\$25.00	\$45,529.00	\$3,500.00
Jobe Publishing, Inc.	12/12/2024	Hart	4	\$13.38	\$14,880.00	\$14,000.00

Program: Program Name	Final Approval Date	FI County	New Jobs Projected	Average Hourly Wage	Final Total Eligible Costs	Final Incentive Amount
Jordan Drug, Inc.	10/31/2024	Lee	1	\$11.50	\$6,484.00	\$3,500.00
KCA Laboratories, L.L.C.	2/27/2025	Jessamine	3	\$27.80	\$35,329.00	\$10,500.00
Kentucky Machinery Company, LLC	12/12/2024	Madison	2	\$85.11	\$679,169.00	\$7,000.00
Kentucky Welding Tool & Die, Inc	5/29/2025	Anderson	4	\$27.25	\$129,860.00	\$14,000.00
Kinemetrix Industrial Design, Inc.	3/27/2025	Fayette	3	\$31.22	\$18,467.00	\$10,500.00
Kinemetrix Industrial Design, Inc.	7/25/2024	Fayette	6	\$46.76	\$28,725.00	\$21,000.00
KNW Services, Inc.	12/12/2024	Jefferson	2	\$16.50	\$5,227.00	\$5,200.00
Lake House Inns LLC	10/31/2024	Marshall	2	\$15.50	\$7,180.00	\$7,000.00
Landscapers Corner, Inc.	12/12/2024	Fayette	1	\$34.81	\$25,140.00	\$3,500.00
La Petite Delicat LLC	8/29/2024	Fayette	1	\$18.00	\$5,793.00	\$3,500.00
Lawrence & Assoc, LLC	10/31/2024	Kenton	2	\$17.25	\$13,897.00	\$7,000.00
Leap Group Network, LLC	12/12/2024	Jefferson	7	\$37.78	\$92,522.00	\$24,500.00
Legacy Senior Care, LLC	12/12/2024	Christian	5	\$12.68	\$15,644.00	\$15,600.00
LexTro Inc	12/12/2024	Fayette	2	\$17.00	\$26,000.00	\$7,000.00
Lighthouse Electric LLC	12/12/2024	Jefferson	1	\$19.00	\$37,488.00	\$3,500.00
Little Links to Learning, LLC	1/30/2025	Kenton	4	\$25.40	\$16,458.00	\$14,000.00
Logan Bethel Veterinary Services, LLC	1/30/2025	Logan	5	\$24.00	\$28,978.00	\$17,500.00
Long Building Systems LLC	12/12/2024	Fayette	5	\$31.91	\$32,500.00	\$17,500.00
Main Dental PLLC	10/31/2024	Hardin	3	\$29.67	\$15,142.00	\$10,500.00
Marrillia Interests, LLC	5/29/2025	Fayette	8	\$35.69	\$36,236.00	\$25,000.00
Matly Digital Solutions, LLC	12/12/2024	Jefferson	2	\$26.43	\$17,807.00	\$7,000.00
Mays Plastic Surgery, PLLC	3/27/2025	Jefferson	5	\$25.80	\$21,780.00	\$17,500.00
McCain Bros. Excavating, LLC	9/26/2024	Washington	1	\$19.00	\$9,150.00	\$3,500.00
Mervin Kuhns	9/26/2024	Hart	3	\$29.17	\$35,000.00	\$10,500.00
MILA International, Inc.	12/12/2024	Boone	1	\$16.50	\$359,663.00	\$3,500.00
Morris Property Solutions LLC	10/31/2024	McCracken	3	\$19.99	\$70,394.00	\$10,500.00
Morse Hydraulics & Machine, LLC	12/12/2024	Hopkins	2	\$25.00	\$110,249.00	\$7,000.00
Munson Business Interiors, Inc.	12/12/2024	Jefferson	3	\$36.89	\$26,790.00	\$10,500.00
Murray Mold & Die, Inc.	12/12/2024	Calloway	2	\$20.81	\$64,301.00	\$7,000.00
Noble Senior Care, LLC	12/12/2024	McCracken	5	\$11.70	\$16,372.00	\$16,300.00
Northcutt & White, PLLC.	1/30/2025	Marshall	1	\$27.00	\$6,018.00	\$3,500.00
On Duty International LLC	3/27/2025	Pulaski	1	\$17.00	\$16,153.00	\$3,500.00
Penn and Son Sheet Metal, Inc.	3/27/2025	Marshall	1	\$16.00	\$5,400.00	\$3,500.00
Phoenix Preferred Care Incorporated	12/12/2024	Pulaski	3	\$43.04	\$9,414.00	\$9,400.00
Piedmont Properties, LLC	8/29/2024	Fayette	1	\$25.00	\$60,580.00	\$3,500.00
Pillar Financial Advisors, LLC	6/26/2025	Jefferson	1	\$48.08	\$13,004.00	\$3,500.00
Plastic Surgeons of Lexington, PLLC	7/25/2024	Fayette	1	\$25.00	\$77,000.00	\$3,500.00
Precision Medical Billing, LLC	4/24/2025	Fayette	1	\$21.00	\$5,294.00	\$3,500.00
Prolific Digital LLC	1/30/2025	Jefferson	1	\$38.46	\$5,703.00	\$3,500.00
Quality Title & Escrow, LLC	10/31/2024	McCracken	1	\$19.00	\$8,398.00	\$3,500.00
Quantum Ink Company	12/12/2024	Jefferson	6	\$23.51	\$36,431.00	\$21,000.00
Rainmaker Corporation	10/31/2024	Daviess	3	\$29.17	\$10,583.00	\$10,500.00
RB Management Consulting, LLC	5/29/2025	Daviess	1	\$118.27	\$5,000.00	\$3,500.00
Red River Ranch, LLC	10/31/2024	Powell	2	\$43.46	\$9,900.00	\$7,000.00
Reliable Residential Guttering and Roofing, Inc.	12/12/2024	Fayette	1	\$17.00	\$90,825.00	\$3,500.00
REW Advisors, LLC	1/30/2025	Fayette	1	\$19.23	\$5,204.00	\$3,500.00
Ridgenet Network Group, LLC	3/27/2025	Pulaski	2	\$16.00	\$47,225.00	\$7,000.00
River Sand & Gravel, LLC	10/31/2024	Lewis	1	\$16.25	\$23,190.00	\$3,500.00
Ron & Brenda's Transportation, LLC	1/30/2025	Warren	7	\$16.43	\$27,500.00	\$24,500.00
Rowland Insurance Agency, Inc.	12/12/2024	Monroe	2	\$25.00	\$13,742.00	\$7,000.00
Rudler, Professional Service Corporation	12/12/2024	Kenton	1	\$53.99	\$6,086.00	\$3,500.00
Rudler, Professional Service Corporation	10/31/2024	Kenton	1	\$25.00	\$6,363.00	\$3,500.00
Rudolph Hardin LLC	4/24/2025	Jefferson	6	\$31.12	\$27,794.00	\$21,000.00
Russell County Farm Store, LLC	12/12/2024	Russell	1	\$18.00	\$5,381.00	\$3,500.00
Saito Japanese Steakhouse Corp.	12/12/2024	Christian	7	\$15.61	\$20,771.00	\$20,700.00
Searce Lawncare LLC	12/12/2024	Jefferson	3	\$22.04	\$13,428.00	\$10,500.00
Service Specialties, LLC	8/29/2024	Clark	4	\$25.63	\$79,114.00	\$14,000.00
Shaw's Body Shop, Inc.	8/29/2024	Barren	1	\$15.00	\$5,307.00	\$3,500.00
Shiny Nickel, LLC	2/27/2025	Jefferson	1	\$15.17	\$6,205.00	\$3,500.00
Shrout Tate Wilson Consulting Engineers, PLLC	12/12/2024	Fayette	6	\$35.58	\$97,209.00	\$21,000.00
Shyco Wood Products, LLC	12/12/2024	Franklin	4	\$19.63	\$58,000.00	\$14,000.00
Sign Language Network, Inc.	8/29/2024	Fayette	1	\$18.00	\$5,245.00	\$3,500.00
Sims Counseling & Consulting, LLC	12/12/2024	Jefferson	1	\$35.00	\$7,429.00	\$3,500.00
Sonne Steel, Inc.	5/29/2025	Henry	5	\$39.13	\$29,846.00	\$17,500.00
Southeast Kentucky Audiology Services, Inc.	8/29/2024	Whitley	3	\$28.81	\$14,450.00	\$10,500.00
Spine Stop, PLLC	12/12/2024	Allen	1	\$22.00	\$29,940.00	\$3,500.00
St. Matthews Electric L.L.C.	12/12/2024	Jefferson	2	\$37.50	\$29,500.00	\$7,000.00
St. Matthews Plumbing LLC	12/12/2024	Jefferson	1	\$19.00	\$5,056.00	\$3,500.00
Synergy Electrical Services, LLC	12/12/2024	Boone	7	\$21.97	\$26,688.00	\$24,500.00
T.A. Millay Construction, LLC	9/26/2024	Daviess	2	\$23.50	\$17,250.00	\$7,000.00
The Delish Dish LLC	3/27/2025	Kenton	1	\$16.00	\$10,636.00	\$3,500.00
The Kezele Corporation	5/29/2025	Montgomery	1	\$15.00	\$24,612.00	\$3,500.00
The Reading Company LLC	12/12/2024	Warren	3	\$26.33	\$11,028.00	\$10,500.00
Tri A Solutions LLC	12/12/2024	Pendleton	4	\$26.25	\$21,000.00	\$14,000.00
United Electrical Contractors, LLC	12/12/2024	Marshall	2	\$16.77	\$25,763.00	\$7,000.00
Universal Compressor Solutions, LLC	12/12/2024	Graves	3	\$23.33	\$44,500.00	\$10,500.00
Vincent Electric, LLC	12/12/2024	Daviess	2	\$21.50	\$42,916.00	\$7,000.00
Visumatic Industrial Products, Inc.	12/12/2024	Woodford	2	\$29.00	\$53,140.00	\$7,000.00



Program: Program Name	Final Approval Date	FI County	New Jobs Projected	Average Hourly Wage	Final Total Eligible Costs	Final Incentive Amount
W & H Legacy LLC	1/30/2025	Bourbon	2	\$22.30	\$44,807.00	\$7,000.00
Wake Cumberland Watersports LLC	12/12/2024	Pulaski	1	\$15.58	\$5,115.00	\$3,500.00
Walton Niehaus Law, PLLC	8/29/2024	Fayette	2	\$49.50	\$9,251.00	\$7,000.00
Western Kentucky Industrial Contracting, LLC	2/27/2025	Marshall	7	\$43.41	\$45,200.00	\$24,500.00
Wither's Industrial Services, Inc.	12/12/2024	Scott	7	\$20.86	\$112,000.00	\$24,500.00
Work Architecture, LLC	3/27/2025	Jefferson	2	\$39.97	\$17,960.00	\$7,000.00
<b>Total</b>			<b>453</b>		<b>\$5,588,797.00</b>	<b>\$1,548,000.00</b>
	<b>161</b>					



# **APPENDIX F-2**

**Kentucky Small Business Credit Initiative 2.0 Recipients - FY2025**

# KSBCI 2.0 Lending Funding Report

June 30, 2025



	Participating Bank	KSBCI Program	Total Project Amount	KSBCI Support Amount
<b>Closed</b>				
Curry Grant, LLC	Traditional Bank	KYCSP	\$ 392,772.00	\$ 119,874.00
Green Acres Fencing LLC	Bank of Columbia	KYCSP	\$ 115,678.29	\$ 48,664.29
Jay Shree Goga LLC	Citizens Bank of KY	KYCSP	\$ 2,474,352.84	\$ 462,500.00
Redwood Cooperative School	Traditional Bank	KYCSP	\$ 4,627,451.00	\$ 671,000.00
Highland Diversified Services, Inc.	KHIC	KYCSP	\$ 1,200,000.00	\$ 600,000.00
Cumberland Steel Company, LLC	KHIC	KYCSP	\$ 250,000.00	\$ 112,500.00
Comett Farm Fresh, LLC	KHIC	KYCSP	\$ 950,000.00	\$ 185,000.00
Freedom Ninety LLC	Traditional Bank	KYCSP	\$ 602,653.00	\$ 40,253.00
AAA Granite, LLC	American Bank & Trust	KYCSP	\$ 957,500.00	\$ 85,000.00
Ekadashi Inc	Field & Main Bank	KYCSP	\$ 300,000.00	\$ 150,000.00
Corto Lima, LLC	Traditional Bank	KYCSP	\$ 1,300,000.00	\$ 260,000.00
J&K Heavy Truck Haul	KHIC	KYCSP	\$ 515,000.00	\$ 202,500.00
Kornell LLC	Field & Main Bank	KYCSP	\$ 1,050,000.00	\$ 223,426.00
Lester Earthworks	KHIC	KYCSP	\$ 582,000.00	\$ 250,000.00
Elite Downtown Bridal	Field & Main Bank	KYCSP	\$ 93,000.00	\$ 40,245.00
William Gray Haberdashery LLC	Field & Main Bank	KYCSP	\$ 100,000.00	\$ 50,000.00
Woman 2 Woman Obstetrics & Gynecology, PSC	Traditional Bank	KYCSP	\$ 420,000.00	\$ 74,250.00
Pipe Eyes, LLC	Traditional Bank	KYCSP	\$ 866,000.00	\$ 204,499.00
Big Trucks and Toys, LLC	Traditional Bank	KYCSP	\$ 1,103,984.00	\$ 109,813.00
DTS Industries	KHIC	KYCSP	\$ 500,000.00	\$ 200,000.00
B&B Powdercoating and Sandblasting, LLC	Republic Bank	KYCSP	\$ 3,997,470.00	\$ 1,580,000.00
Interpreting Service of the Commonwealth, LLC	KHIC	KYCSP	\$ 210,000.00	\$ 105,000.00
Cumberland Mountain Express, Inc.	KHIC	KYCSP	\$ 750,000.00	\$ 356,250.00
Freedom Select Foodservices, LLC	Traditional Bank	KYCSP	\$ 325,794.00	\$ 90,000.00
Blackridge Roofing, LLC	KHIC	KYLPP	\$ 155,000.00	\$ 50,000.00
TNT Paving, LLC	KHIC	KYLPP	\$ 350,000.00	\$ 150,000.00
Mrs. Vons Learning Academy, LLC	Republic Bank	KYCSP	\$ 312,000.00	\$ 79,300.00
Brewtanicals, LLC	Mountain Association	KYCSP	\$ 71,082.00	\$ 34,463.00
Utilities Plus, Inc.	KHIC	KYCSP	\$ 900,337.00	\$ 427,500.00
Harbor Cottage, LLC	Community Trust Bank	KYCSP	\$ 2,000,000.00	\$ 1,000,000.00
Lacrosse Enclosures, Inc.	American Bank & Trust	KYCSP	\$ 550,000.00	\$ 275,000.00
<b>TOTAL CLOSED FUNDS</b>			<b>\$ 28,022,074.13</b>	<b>\$ 8,237,037.29</b>

## Paid Off/Recyclable Funds

**TOTAL PAID OFF/RECYCLABLE FUNDS** \$ - \$ -

## Claims Paid

**TOTAL CLAIMS PAID** \$ - \$ -

## Approved

The Coffe Hut, LLC	Bank of Columbia	KYCSP	\$ 100,000.00	\$ 48,537.00
<b>TOTAL APPROVED FUNDS</b>			<b>\$ 100,000.00</b>	<b>\$ 48,537.00</b>

**TOTAL CLOSED, PAID OFF/RECYCLABLE, CLAIMS PAID & APPROVED** \$ 28,122,074.13 \$ 8,285,574.29

## Approved but Withdrawn

Wicked World Productions, LLC	Traditional Bank	KYCSP	\$ 750,000.00	\$ 120,000.00
<b>TOTAL APPROVED BUT WITHDRAWN</b>			<b>\$ 750,000.00</b>	<b>\$ 120,000.00</b>

## Closed, Paid Off/Recyclable Funds, Claims Paid & Approved Projects By Program

Fund Used By Program	Total Project Amounts	KSBCI Support Amount
KYLPP	\$ 505,000.00	\$ 200,000.00
KYCSP	\$ 27,617,074.13	\$ 8,085,574.29
	<b>\$ 28,122,074.13</b>	<b>\$ 8,285,574.29</b>

# KSBCI 2.0 Direct Investment Funding Report

June 30, 2025

Program: Program Name	Venture Capital	KSBCI Program	Final Incentive Amount
DesiCorp Inc	KSTC	KGCF	\$500,000.00
DGB Tenn LLC	KSTC	KGCF	\$250,000.00
GoodMaps Inc.	KSTC	KGCF	\$550,000.00
Innovative Therapeutix, Inc.	KSTC	KGCF	\$250,000.00
Forecastr Inc.	KSTC	KGCF	\$1,000,000.00
IribaMaps Inc.	KSTC	KGCF	\$450,000.00
ADEM Technologies, Inc.	KSTC	KGCF	\$249,999.97
Virtual Peaker Inc	KSTC	KGCF	\$500,000.00
Personal Medicine Plus Inc.	KSTC	KGCF	\$299,999.80
AboutBit Inc	KSTC	KGCF	\$500,000.00
Parasight System Inc.	KSTC	KGCF	\$500,000.00
Bexion Pharmaceuticals, Inc.	KSTC	KGCF	\$1,000,000.00
WearWare, Inc.	KSTC	KGCF	\$300,000.00
PCC Hydrogen Inc.	KSTC	KGCF	\$250,000.00
Fibonacci LLC	KSTC	KGCF	\$275,000.00
Flamel AI, Inc.	KSTC	KGCF	\$250,000.00
Fixle, Inc.	KSTC	KGCF	\$250,000.00
Fooji, Inc.	KSTC	KGCF	\$500,000.00
Sage Health Labs, Inc	KSTC	KGCF	\$500,000.00
Value Buddy Inc.	KSTC	KGCF	\$400,000.00
IribaMaps Inc.	KSTC	KGCF	\$400,000.00
Wicked Sheets, LLC	KSTC	KGCF	\$300,000.00
PowerTech Water, Inc.	KSTC	KGCF	\$1,400,000.00
Narratize Inc	KSTC	KGCF	\$1,000,000.00
Gun Media Holdings, Inc.	KSTC	KGCF	\$476,828.91
Valent Systems Inc.	KSTC	KGCF	\$250,000.00
To The Market/Survivor Made Goods, Inc.	KSTC	KGCF	\$999,996.45
Bert Thin Films, Inc.	KSTC	KGCF	\$499,999.12
Stuccco Inc.	KSTC	KGCF	\$250,000.00
Beltways, Inc.	KSTC	KGCF	\$1,950,000.00
DesiCorp Inc	KSTC	KGCF	\$250,000.00
Sunflower Fuels, Inc.	KSTC	KGCF	\$250,000.00
Kyndly Technologies Inc	KSTC	KGCF	\$300,000.00
Untitled Holding Company	KSTC	KGCF	\$649,999.33
Aquisense Inc.	KSTC	KGCF	\$750,000.00
ParkPayUSA, Inc.	KSTC	KGCF	\$250,000.00
GoodMaps Inc.	KSTC	KGCF	\$1,000,000.00
Revolution RE, Inc.	KSTC	KGCF	\$999,998.37
RedLeaf Biologics, Inc.	KSTC	KGCF	\$999,996.10
<b>Total</b>			<b>\$21,751,818.05</b>
			<b>39</b>





# **APPENDIX G**

**Kentucky Selling Farmer Tax Credit Recipients - FY2025**

# Kentucky Selling Farmers Tax Credit

Approved by KEDFA for the Period 7/1/24 - 6/30/25

Program: Program Name	Final Approval Date	FI County	Final Total Estimated Costs	Final Incentive Amount
Billy C. Day	6/26/2025	Lincoln	\$306,200.00	\$15,310.00
Charles Bryant, Paul Bryant, Brenda Bryant, Mary Sue Pauley, and Randolph Pauley	5/29/2025	Ohio	\$880,000.00	\$25,000.00
<b>Total</b>		<b>2</b>	<b>\$1,186,200.00</b>	<b>\$40,310.00</b>