



Office of Entrepreneurship (OOE)

Statutorily Required Annual Reports

FY 2016-2017



Cabinet for Economic Development

Office of Entrepreneurship

Annual Report for Fiscal Year 2017
July 1, 2016 to June 30, 2017

Submitted to:
Governor Matt Bevin, the Legislative Research Commission,
and the Kentucky Innovation Commission pursuant to KRS 154.12-278.

Submitted by:
Office of Entrepreneurship
Department for Business Development
Kentucky Cabinet for Economic Development

Office of Entrepreneurship

The Office of Entrepreneurship (Office) within the Kentucky Cabinet for Economic Development (Cabinet) implements leading economic development strategies that encourage innovation and support the state's entrepreneurial ecosystem. The goals of the Office are to develop an entrepreneurial climate in every region in Kentucky; provide guidance and support to startup operations statewide; assist existing small businesses with growth opportunities; and create a pipeline of business activity that can be streamlined with the traditional growth opportunities the Cabinet already offers to encourage job creation and new investment in the Commonwealth.


The Office of Entrepreneurship thanks the Governor and the General Assembly for their support.

Overview

The Office of Entrepreneurship offers a variety of services and programs aimed at fostering small business growth and creating the companies of tomorrow. From assessing an idea, to developing a business plan, to finding capital, the Office strives to help startups and small businesses through a variety of services, programs, and initiatives. Financial tools are available to businesses of all shapes and sizes including loans, tax credits and other funding programs. Companies can also receive assistance on research and development, government procurement, and exporting.

Kentucky consistently ranks among the leaders in creating new businesses. With Kentucky's small businesses representing 99.3 percent of all employers and employing 44.8 percent of the private-sector labor force, the success of those small businesses is crucial for the Commonwealth to stay on top. Each year Kentucky continues to strengthen its entrepreneurial environment, providing more opportunity for small businesses.

The Commonwealth's small businesses and entrepreneurs have recognized real benefits from the funding opportunities and other initiatives provided by the Office. To date, these programs have facilitated the creation of thousands of jobs, including more than 2,000 new jobs by Kentucky Innovation Network clients in FY2017, and assisted companies in accessing hundreds of millions of dollars of growth capital while leveraging federal funding as well as private investment in technology startups and other small businesses. The jobs created directly by these innovative companies also indirectly produce many more jobs in supporting sectors.



The following report summarizes the activities of the Office of Entrepreneurship from July 1, 2016, through June 30, 2017.

Office of Entrepreneurship Activities

Kentucky Innovation Network

The Office of Entrepreneurship manages the statewide Kentucky Innovation Network, which consists of 12 regional locations. These offices provide services to businesses throughout Kentucky. Network efforts also increase skills in entrepreneurship, start-up processes, and investment practices, while providing value-added services to existing businesses, startups and the investment community. The program is administered under contract by the Kentucky Science and Technology Corporation (KSTC). The goal of the program is to increase the likelihood that small businesses and high-growth, knowledge-based startups can be started in Kentucky and obtain both public and private investments to develop and grow. Each office leverages local partnerships and works with other organizations, including universities, colleges, and economic development groups to assist entrepreneurs in many different industries and different stages of development.

Location	Director
Ashland	Mick Fosson
Bowling Green	Jeff Hook
Covington	Casey Barach
Elizabethtown	Lisa Boone
Lexington	Eric Hartman
London	Melissa Conn
Louisville	Lisa Bajorinas
Morehead	Johnathan Gay
Murray	Loretta Daniel
Owensboro	Joe Berry
Pikeville	David Snow
Richmond	Kristel Smith

The Kentucky Innovation Network was the presenting sponsor for IdeaFestival® September 27 – September 30, 2016. As part of the partnership, the Innovation Network's experienced professionals were on hand to showcase the steps of starting a business in the Commonwealth. IdeaFestival® brings together the world's leading thinkers, doers and innovators for four days of discussion and idea sharing about what is impacting and shaping the future of the arts, business, technology, design, science, philosophy and education.



Kentucky Innovation Network Performance Highlights – 3 Year Summary

Innovation Network Program Activities	FY2015	FY2016	FY 2017	FY15-17
New Clients Assisted	655	676	1042	2,373
Total Client Revenues	\$1.23B	\$1.1B	\$1.1B	\$3.43B
Funding Attracted by Client Companies	\$166M	\$164M	\$200M	\$530M
New Jobs Created	1,103	1,523	1,487	4,113
Avg. Salary of Jobs	\$50,912	\$55,900	\$51,200	\$52,670
KY Investment per Job	\$2,456	\$1,789	\$1,557	\$1,934

**All data is self-reported by Kentucky Innovation Network Clients on a voluntary basis. Numbers include only the 816 clients that voluntarily provided data.*

All 1,487 new jobs in FY2017 are paid positions with an average annual salary of \$51,200, generating approximately \$5 million of payroll taxes.

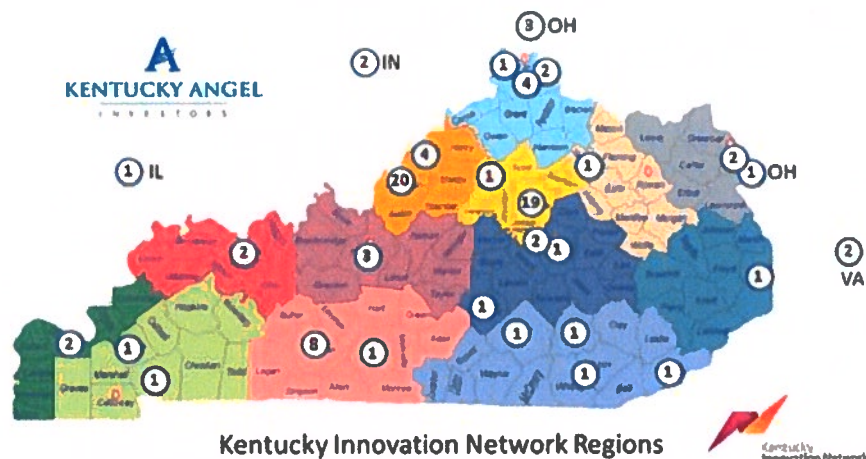
With an Office investment of \$2,316,000 in FY2017, and estimated tax revenue of \$4,998,000 from the almost 1,500 new paid jobs created in FY2017 alone, the Commonwealth achieves a positive return on investment in less than 6 months. This calculation is only one of many ways to determine return on investment. Personal income tax analysis was chosen as a simple method to show there is a robust return on the state's investment.

Kentucky Angel Investors Network

The Kentucky Angel Investors Network (Kentucky Angels), created in 2013, is a virtual network that links companies pursuing funding with potential investors from across the state. Kentucky Angels brings new ventures and accredited investors together via monthly online meetings, providing investors access to early-stage deal flow on a statewide basis. Membership is open to investors within the state as well as other investors passionate about investing in the Commonwealth.

Initial implementation of the Kentucky Angels was led by the Office of Entrepreneurship, the Lexington office of the Kentucky Innovation Network, and the Von Allmen Center for Entrepreneurship at the University of Kentucky's Gatton College of Business and Economics.

91 Accredited Investor Members of the Kentucky Angel Investors Network



As of June 2017, there were 91 accredited investor members of the Kentucky Angel Investors Network. Their monthly meetings have resulted in over \$1 million of investment into Kentucky companies.

Examples of Kentucky companies that have presented to the Kentucky Angels: Scante, Hera BioLabs, Liberate Medical, Hippo Manager Software, PowerTech Water, Complete Set, 451 Tech, and Virtual Peaker.

The Kentucky Angel Investors Summit was held at the Woodford Reserve Club, at Kroger Stadium, in October 2016. Attendees learned about the current state of angel investing in Kentucky from a panel of regional investment fund managers. They also heard from entrepreneur and author of "The Art of Startup Fundraising," Alejandro Cremades.

SBIR-STTR Matching Funds Program

The Kentucky Small Business Innovation Research (SBIR) and Small Business Technology Transfer (STTR) Matching Funds Program was implemented in November 2006 to encourage small businesses to explore their technological potential and maximize profit from commercialization.

The nationally recognized program, the most comprehensive of its kind in the nation, matches both Phase I and Phase II federal awards received by Kentucky's small, high-tech businesses or those willing to relocate to Kentucky. The program matches Phase I federal awards up to \$150,000 to support exploration of the technical merit or feasibility of an idea or technology. Phase II federal awards, which support full-scale research and development, are matched by Kentucky up to \$500,000 for up to two years. The number of Kentucky firms applying for and receiving federal awards has increased since Kentucky began the matching program.

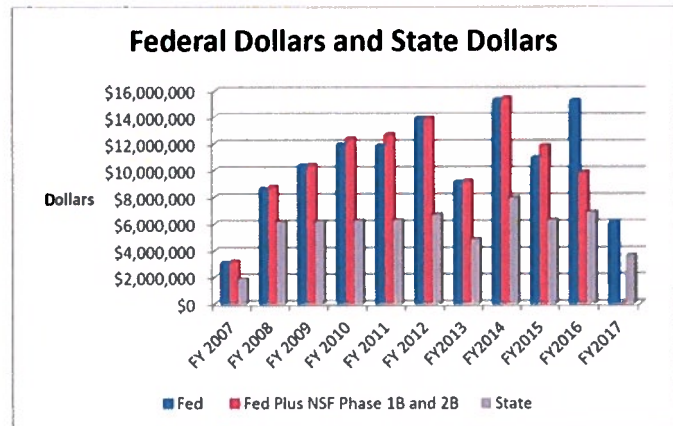
Round	Solicitation Period	Number of Applications	Number of Awards	Matching Funds Awarded	Federal Grant Funding Leveraged
32	September 2016	16	8	\$2.13 million	\$3.25 million
33	March 2017	14	5	\$1.50 million	\$2.80 million

	Number of Companies	Number of out-of-state relocations to KY	Number of Awards	Matching Funds Awarded	Federal Grant Funding Leveraged
Program Totals	120	42	256	\$63.3 million	\$116.6 million

Improved Success in Obtaining Federal SBIR and STTR Awards

Since 2007, Kentucky has leveraged \$1.84 in federal awards for every \$1.00 awarded in state matching awards. The 42 companies that relocated to Kentucky have attracted federal funds from six federal agencies for a total of \$46.3 million – funding that would have gone to other states if not for Kentucky's program. The program is administered under contract with the Kentucky Science and Technology Corporation.

Federal Dollars and State Dollars Leveraged Since Program Inception



Impact of the Kentucky SBIR-STTR Matching Funds Program (Rounds 1-33)

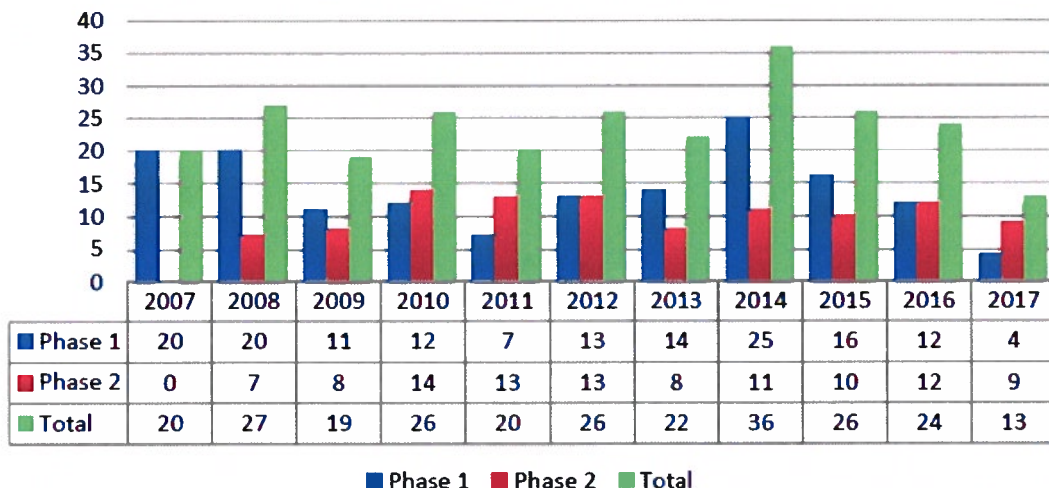
The Kentucky SBIR-STTR Matching Funds Program creates high-paying jobs, helps small businesses establish licensing agreements, and creates intellectual property.

Benefits to Date of Matching Funds Program (FY2006-2016)				
	Jobs Created	Licensing Agreements	Patents Filed	Out-of-State Firms Creating Kentucky Operations Due to Program
Rounds 1-33 To Date	665	22	208	42

**Part-time jobs converted to full-time equivalent before totaling. All data was self-reported.*

Kentucky SBIR/STTR Matching Funds Awards by Fiscal Year

Matching Funds Awards by Fiscal Year



Summary of Round 32 and Round 33 Matching Funds Program Grants

#	KSTC Grant Agreement	Company	Tech Focus	Federal Agency	Phase	Matching Funds Amount	Federal Amount
1	KSTC-184-512-17-245	PowerTech Water, LLC	Materials Science and Advanced Manufacturing	NSF	Ph 2	\$397,194	\$483,886
2	KSTC-184-512-17-246	Advanced Energy Materials, LLC	Materials Science and Advanced Manufacturing	DOE	Ph 1	150,000	\$150,000
3	KSTC-184-512-17-247	Lumenari	Materials Science and Advanced Manufacturing	NSF	Ph 2	\$255,443	\$255,443
4	KSTC-184-512-17-248	UHV Technologies, Inc.	Human Health and Development	NIH	Ph 2	\$400,000	\$749,955
5	KSTC-184-512-17-249	Hera Testing Labs, Inc.	Human Health and Development	NIH	Ph 2	\$400,000	\$774,736
6	KSTC-184-512-17-250	Liberate Medical, LLC	Human Health and Development	NIH	Ph 2	\$250,000	\$487,115
7	KSTC-184-512-17-251	IOP Technologies, LLC	Environmental and Energy Technologies	NASA	Ph 1	\$124,901	\$124,929
8	KSTC-184-512-17-252	ORB Technologies, LLC	Environmental and Energy Technologies	NSF	Ph 1	\$150,000	\$225,000
9	KSTC-184-512-17-253	MosquitoMate, Inc.	Biosciences	NIH	Ph 2	\$281,483	\$499,992
10	KSTC-184-512-17-254	Brockman Hastings, LLC	Human Health and Development	NIH	Ph 2	\$312,500	\$739,654
11	KSTC-184-512-17-255	Advanced Energy Materials, LLC	Materials Science and Advanced Manufacturing	NSF	Ph 2	\$343,080	\$408,679
12	KSTC-184-512-17-256	MEMStim, LLC	Materials Science and Advanced Manufacturing	NIH	Ph 2	\$417,425	\$767,241
13	KSTC-184-512-17-257	GISMO Therapeutics, Inc.	Human Health and Development	NIH	Ph 1	\$150,000	\$384,126
					TOTAL	\$3,632,026	\$6,050,756

Commonwealth Seed Capital

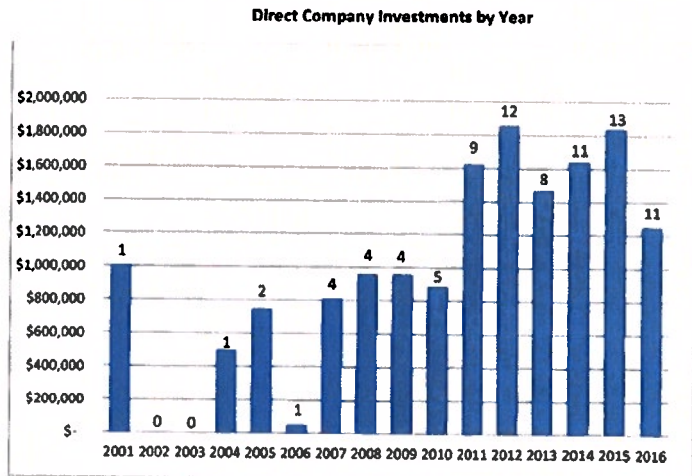
Commonwealth Seed Capital, LLC (CSC) was established by the Kentucky Economic Development Partnership Board and is an independent, non-profit fund that makes investments in early-stage Kentucky business entities, and other funds that do the same, to facilitate the commercialization of innovative ideas and technologies. CSC invests in companies that have a significant Kentucky presence and the prospect for substantial growth. All CSC results are for calendar year 2016.

CSC Activities in 2016:

Number of Company Investments: 11
Amount of Company Investments: \$1,555,000

All years, as of December 31, 2016:

- \$8.0 million in current company investments
- \$9.6 million invested in venture funds
- \$15.3 million in total returns to CSC Fund



Kentucky New Energy Ventures Fund

The Kentucky New Energy Ventures Fund (KNEV) was included in House Bill 1 of the Extraordinary Session of the 2007 Kentucky General Assembly for the purpose of enabling Kentucky-based companies to undertake research, development, and commercialization in the field of alternative fuels and renewable energy. During the fiscal year, the fund's purpose was expanded to include research, development, and commercialization activities in the areas of aerospace, aviation, and Exomedicine.

The Kentucky Science and Technology Corporation manages the \$5 million KNEV fund under contract to the Office of Entrepreneurship. Since 2008, 24 grants (\$1.29 million committed) and 8 investments (\$2.81 million committed) have been awarded to companies for a total of \$4.1 million in KNEV funding. KNEV awardees have also received over \$26.8 million of private investment. Of the 32 awards, 22 went to rural-based companies (those based outside of Fayette and Jefferson counties).

FY2017 KNEV Awards

Exomedicine Institute	Aerospace/Exomedicine	Fayette County	\$600,000 grant
-----------------------	-----------------------	----------------	-----------------

High-Tech Pool Program

The High-Tech Pool Program (HTP), administered by the Office of Entrepreneurship, has used funds since January 2003 to assist companies and projects throughout the Commonwealth that work to support technology-based companies. All funding must be approved by the Kentucky Economic Development Finance Authority (KEDFA). For July 2016 through June 2017, the total funding approved was \$15.9 million.

Funded July 1, 2016 to June 30, 2017	
Program	Award
Awesome Center for Entrepreneurship	\$100,000
Commonwealth Seed Capital	\$15,000,000
Kentucky Science & Technology Corporation	\$500,000
Western Kentucky University Research Foundation	\$200,000
XLerateHealth (Non-Profit), Inc.	\$100,000
Total HTP Grants	\$15,900,000

Awesome Center for Entrepreneurship- Awesome Fellowship Program

The mission of Awesome Center for Entrepreneurship is to build and support the entrepreneurial and high-tech community in Kentucky. This is accomplished through a variety of initiatives, including an education program for new entrepreneurs called the Awesome Fellowship Program, a computer coding school known as Awesome Inc U, and an internship program for high school and college students, known as Team Alpha. Funding was used to support the Awesome Fellowship Program.

Commonwealth Seed Capital

The Commonwealth Seed Capital Fund (CSC) is an independent fund that invest in early stage Kentucky businesses to facilitate the commercialization of innovative ideas and technologies. CSC invests in companies that have a significant Kentucky presence, the prospect for substantial growth, and the potential to generate an appropriate rate of return.

Kentucky Science and Technology Corporation

The Kentucky Science and Technology Corporation (KSTC) is a private, nonprofit corporation whose mission is to enhance the capacity of people, companies and organizations to develop and apply science and technology and compete responsibly in the global marketplace. The Kentucky SBIR-STTR Matching Funds Program is designed, developed and funded by the Cabinet for Economic Development and administered by KSTC. The program helps Kentucky's small, innovative, technology-based companies become more competitive in successfully acquiring federal SBIR-STTR funding to grow and assist with technology development and commercialization.

Western Kentucky University Research Foundation

The Western Kentucky University Research Foundation, Inc. is a nonprofit serving the educational needs of WKU and the community by facilitating most external funds from grants, contracts and cooperative agreements. Funding was used for the testing of an enzyme treatment for coal that improves the combustion properties.

XLerateHealth, Inc.

XLerateHealth (XLH) is a Louisville healthcare accelerator that helps early-stage healthcare companies to sharpen their business models, secure customers, and attract funding. XLerateHealth offers an intensive 13-week training course that connects healthcare startups to world-class mentors and leading health and wellness companies in the United States.

Kentucky Angel Investment Act

The Kentucky Angel Investment Tax Credit (KAITC) program began in January 2015. Subject to a statutory limit of \$3,000,000 per calendar year, the program provides up to \$200,000 in non-refundable income tax credits to qualified individual investors. The purpose of this program is to encourage investments in Kentucky small businesses, create additional jobs, and promote the development of new products and technologies. Qualified individual investors making qualified investments in qualified small businesses may be eligible for a tax credit of up to 50 percent of their investment in counties with high unemployment rates, or enhanced counties, and 40 percent in all other counties.

For the period January 1, 2016 through December 31, 2016, the Kentucky Angel Investment Tax Credit program confirmed 111 approved investments totaling \$7,368,412, which resulted in \$2,998,684 in awarded tax credits. During 2016, 47 qualified small businesses and 100 qualified individual investors were registered in the program.

Kentucky Small Business Tax Credit (KSBTC) Program

The Kentucky Small Business Tax Credit (KSBTC) program allows eligible small businesses paying taxes imposed by KRS 141.020 (income tax on individuals), 141.040 (corporation income tax), or 141.0401 (limited liability entity tax) to apply for a Kentucky state income tax credit.

Subject to a statutory limit of \$3,000,000 per state fiscal year, this program provides a non-refundable state income tax credit for small businesses that create and fill one or more eligible positions and invest \$5,000 or more in qualifying equipment or technology.

Applicants are eligible to receive a tax credit in an amount not to exceed the lesser of: 1) \$3,500 per eligible position; or 2) the total dollar amount invested in qualifying equipment or technology. Applicants are also subject to a \$25,000 maximum tax credit cap per applicant for each calendar year.

Since 2011, the KSBTC program has authorized \$4,046,114 of tax incentives for 448 recipients, with 1214 estimated new jobs. Due to an increase in program marketing, FY2017 had a great increase in program use, authorizing \$1,869,800 of tax incentives for 182 recipients, with 554 estimated new jobs.

SEE APPENDIX A FOR KSBTC PROGRAM AWARD RECIPIENTS

Kentucky Small Business Credit Initiative (KSBCI)

Through the Small Business Jobs Act of 2010, CED applied for and received approval for \$15.5 million to create the Kentucky Small Business Credit Initiative (KSBCI).

The initiative includes three distinct credit enhancement programs designed to generate jobs and increase the availability of credit to small businesses by reducing the risk participating lenders, credit unions, and community development financial institutions assume. KSBCI leverages funding from these private lenders to help finance creditworthy small businesses that would typically fall just outside a lender's normal underwriting standards.

As of June 30, 2017, KSBCI has provided over \$17 million of support to projects totaling nearly \$146.3 million. Increased direct marketing of this program to participating lenders, and enrolling many new lenders, the KSBCI program had substantial growth in application submissions. In FY2017, KSBCI provided \$5 million of support to projects totaling over \$43.9 million.

Cumulative KSBCI Program Amounts (including 'recycled' funds)		
Program	Total Project Amount	KSBCI Support Amount
KY Loan Participation Program (KYLPP)	\$6,720,147.16	\$271,029.40
KY Collateral Support Program (KYCSP)	\$139,466,751.94	\$16,872,974.20
KY Capital Access Program (KYCAP)	\$105,306.12	\$3,102.12
	\$146,292,205.22	\$17,147,105.72

SEE APPENDIX B FOR DETAILS ABOUT KSBCI PROGRAM AWARDS

State Trade and Export Promotion Grants Program (STEP) & Kentucky Export Initiative (KEI)

The Small Business Administration State Trade & Export Promotion (STEP) Grant Program was created by the Small Business Jobs Act of 2010. The program was created with two objectives in mind: 1) to increase the number of small businesses that begin to export and 2) to increase the value of exports for small businesses that currently export.

Following the announcement of the newly created SBA STEP program, the Kentucky Export Initiative (KEI) was created and has been led by the Cabinet for Economic Development to unite and streamline the efforts of Kentucky's International Trade partners. The expectation of the initiative was to increase Kentucky exports; thus, adding new Kentucky jobs and a diversification of markets for Kentucky products; and through the initiative, Kentucky applied for and received the STEP grant assistance.

In 2016, Kentucky's exports of products and services reached a record \$29.2 billion. This milestone was \$1.6 billion more than 2015 and supported over 140,000 Kentucky jobs. Kentucky had the 8th highest percentage increase nationally. Kentucky businesses provided their products and services to nearly 200 countries.

STEP Grant Year 5
SBAHQ-15-IT-0040
(October 1, 2016-September 29, 2017)
83 Participating Companies

Category	Amount
Travel	-
Equipment	-
Supplies	-
Contractual	-
Consultants	-
Other	\$287,266.65
TOTAL**	\$287,266.65

**Total through September 29, 2017

Idea State U Business Plan Competition

Kentucky held the tenth annual statewide Idea State U business model and business plan competition April 22, 2017. The program identifies and supports the next generation of Kentucky innovators and entrepreneurs, by providing them real life experience with planning and pitching a business idea. This year set another record for the number of schools and the number of teams participating.

The competition is open to all public and private colleges and universities in the state. A total of 22 schools participated with 61 student teams, comprised of 159 students. Three regional competitions were held at Owensboro Community and Technical College, Big Sandy Community and Technical College, and Lindsey Wilson College with the final competition being held in Lexington, Kentucky.

The winning student teams share up to \$100,000 in cash prizes making this one of the top state-sponsored business plan competitions in the nation. The majority of the money must be claimed as reimbursements for specified business expenses after the team forms a legal company in Kentucky.

The following are some of the student teams that participated in Idea State U:

Level Lacrosse: Level Lacrosse (Western Kentucky University) took home first place in the Business Plan category with a custom analytical tool for lacrosse players called the Feeder, providing feedback and metrics to players and coaches to quantify performance and growth.

Meta Construction: Meta Construction Technologies (University of Louisville) a construction tech firm in Louisville earned second place in the Business Plan category for developing an innovative Fleet Management & Dispatch software called Blacktop, connecting trucking vendor drivers and contractors.

Mechatraining: Mechatraining (Morehead State University) earned third place in the Business Plan category with their virtual reality system that models industrial learning scenarios, creating training activities free from the constraints of equipment availability, maintenance and safety risks.

Axle: Axle (Berea College) took home first place in the Business Model category for their online marketplace where shade tree mechanics offer high-quality personalized automotive repair and maintenance.

GuardBox: The GuardBox Co. (Morehead State University) took home second place in the Business Model category for developing a disaster proof automatic local backup cloud software to help small businesses keep data safe from natural disasters and computer failure.

Fetch & Flex: Fetch & Flex (Western Kentucky University) earned third place in the Business Model category for developing a dog-friendly gym to provide an opportunity for dog owners and their pets to workout. The company also developed a members only app.



APPENDIX A: KSBTC Program Awards

RECIPIENT	COUNTY	TOTAL PROJECT COST	MAXIMUM TAX INCENTIVE AUTHORIZED	STARTING JOBS	EST. NEW JOBS	ESTIMATED AVERAGE HOURLY WAGE	AWARD YEAR
Advance Feeding Systems, Inc.	McLean	\$29,164.00	\$14,000.00	42	4	\$13.96	2016
Davis Gate Mfg, Inc.	Russell	\$8,650.00	\$7,000.00	13	2	\$12.95	2016
MILA International, Inc	Boone	\$6,238.00	\$3,500.00	12	1	\$11.33	2016
Roger D. Shocklee	McLean	\$49,000.00	\$7,000.00	2	2	\$14.43	2016
Ronald Kinmon	Grant	\$39,500.00	\$3,500.00	3	1	\$17.00	2016
Town Branch Tree Experts, Inc.	Fayette	\$64,803.00	\$7,000.00	8	2	\$14.73	2016
Copperhead Environmental Consulting, Inc.	Garrard	\$16,805.00	\$14,000.00	9	4	\$15.23	2016
Garret-Stolz Company	JEFFERSON	\$16,831.00	\$10,500.00	39	3	\$21.65	2016
Industrial Choice Healthcare, PLLC	Marion	\$10,980.00	\$3,500.00	0	1	\$14.00	2016
Inside Out Design, LLC	FRANKLIN	\$20,450.00	\$3,500.00	2	1	\$18.27	2016
Kendor Wood, Inc.	Graves	\$5,589.00	\$3,500.00	36	1	\$13.75	2016
Nicole G. Freels, DPM, PSC	Fayette	\$13,900.00	\$10,500.00	13	3	\$11.33	2016
Soundtech, Incorporated	Fleming	\$25,499.00	\$3,500.00	1	1	\$25.00	2016
Visual Image Systems Company, LLC	JEFFERSON	\$24,248.00	\$3,500.00	39	1	\$14.00	2016
Bowden & Wood, PLLC	JEFFERSON	\$9,575.00	\$7,000.00	11	2	\$18.10	2016
Breeders Farrier Supply, LLC	Fayette	\$5,928.00	\$5,900.00	0	2	\$14.25	2016
Grandpa Brands Company	Boone	\$10,697.00	\$7,000.00	6	2	\$18.47	2016
Haydon Materials Bardstown, LLC	Nelson	\$387,934.00	\$25,000.00	15	8	\$14.76	2016
JR Buck Industries, LLC	Fayette	\$108,205.00	\$7,000.00	9	2	\$19.25	2016
The Daily News Broadcasting Company	WARREN	\$24,643.00	\$7,000.00	11	2	\$15.62	2016
Visual Image Systems Company, LLC	JEFFERSON	\$13,640.00	\$3,500.00	40	1	\$12.50	2016
Anglers Outpost, LLC	Garrard	\$9,016.00	\$9,000.00	7	3	\$28.92	2016
Dukes A&W Enterprises, LLC	JEFFERSON	\$13,001.00	\$10,500.00	10	3	\$13.76	2016
Forty4, LLC	Fayette	\$19,179.00	\$7,000.00	0	2	\$24.40	2016
Information Capture Solutions, LLC	Laurel	\$95,179.00	\$14,000.00	17	4	\$20.79	2016
Integrated Engineering, PLLC	Fayette	\$55,246.00	\$21,000.00	14	6	\$34.67	2016
Mr. C Refrigeration, Inc.	JEFFERSON	\$73,784.00	\$14,000.00	12	4	\$19.25	2016
Sizemore & Sizemore, PLLC	Marion	\$9,308.00	\$7,000.00	2	2	\$17.81	2016
TSC, LLC	Rowan	\$5,000.00	\$3,500.00	5	1	\$11.29	2016
West Sixth Brewing Company, LLC	Fayette	\$25,000.00	\$10,500.00	19	3	\$18.65	2016
3 Ten Enterprises, LLC	Jefferson	\$41,580.00	\$24,500.00	0	7	\$34.16	2016
Abbie Jones Consulting, PSC	Fayette	\$11,997.00	\$3,500.00	2	1	\$36.00	2016
Accuserve Equipment & Supply	Jefferson	\$6,496.00	\$3,500.00	35	1	\$36.06	2016
Against the Grain, LLC	Jefferson	\$66,010.00	\$10,500.00	7	3	\$11.58	2016
Allstate Heating and Cooling, Incorporated	Fayette	\$70,808.00	\$24,500.00	25	7	\$24.61	2016
Allstate Ready Mix, Inc.	Oldham	\$294,601.00	\$10,500.00	16	3	\$19.51	2016
Atlas Metal Products Co, Inc	Jefferson	\$28,371.00	\$17,500.00	41	5	\$15.67	2016
Automated Cutting Technologies Inc	Jessamine	\$10,961.00	\$10,500.00	16	3	\$20.73	2016

2017 Annual Report to Governor Matt Bevin, the Legislative Research Commission,
and the Kentucky Innovation Commission pursuant to KRS 154.12-278.

Baldwin CPAs	Madison	\$34,488.00	\$21,000.00	25	6	\$19.87	2016
Billings Law Firm	Fayette	\$11,110.00	\$3,500.00	6	1	\$31.25	2016
Body Shapes Medical Management, LLC	Jefferson	\$25,108.00	\$24,500.00	12	7	\$23.06	2016
Bootleg Bar-B-Q Co.	Jefferson	\$10,269.00	\$7,000.00	9	2	\$17.43	2016
Bourbon on Main	Franklin	\$12,800.00	\$10,500.00	0	3	\$17.84	2016
Brass Reminders Company, Inc.	Jessamine	\$12,375.00	\$3,500.00	14	1	\$13.00	2016
Braxton Brewing Company, LLC	Kenton	\$68,000.00	\$14,000.00	1	4	\$22.96	2016
Brett Construction Co	Fayette	\$29,898.00	\$17,500.00	35	5	\$29.92	2016
Brown & Kubican PSC	Fayette	\$14,250.00	\$14,000.00	15	4	\$31.60	2016
C2 Strategic Communications LLC	Jefferson	\$5,249.00	\$3,500.00	4	1	\$51.44	2016
Candyrific, LLC	Jefferson	\$7,181.00	\$7,000.00	8	2	\$23.62	2016
Central Forms Solutions, LLC	Jessamine	\$42,553.00	\$14,000.00	0	4	\$14.63	2016
Central Kentucky Sprinkler, Inc.	Jessamine	\$35,500.00	\$10,500.00	17	3	\$17.19	2016
Chase Motorsports, Inc.	McCracken	\$10,800.00	\$7,000.00	9	2	\$12.50	2016
Commonwealth Eye Clinic Inc. (#2)	Fayette	\$10,000.00	\$7,000.00	3	2	\$22.63	2016
Consultant Solutions, Inc	Fayette	\$6,107.00	\$6,100.00	11	2	\$24.50	2016
Cornerstone Engineering	Jefferson	\$7,275.00	\$7,000.00	6	2	\$24.04	2016
Danville Eye Center, PLLC	Boyle	\$9,300.00	\$7,000.00	17	2	\$51.58	2016
DC Electric of Benton, Inc.	Marshall	\$8,000.00	\$7,000.00	24	2	\$21.90	2016
Diade USA, Inc.	Anderson	\$29,440.00	\$7,000.00	27	2	\$11.95	2016
Don Franklin Ford, Inc.	Adair	\$18,399.00	\$17,500.00	25	5	\$15.81	2016
Equine Diagnostics Solutions, LLC	Fayette	\$5,006.00	\$3,500.00	3	1	\$22.00	2016
Equus Run Vineyards, LLC	Woodford	\$15,424.00	\$10,500.00	2	3	\$13.87	2016
Forest Giant	Jefferson	\$15,299.00	\$10,500.00	16	3	\$28.93	2016
Franklin Nissan, LTD. Co.	Adair	\$7,945.00	\$3,500.00	6	1	\$13.50	2016
Globesil	Fayette	\$16,198.00	\$3,500.00	0	1	\$26.44	2016
GTB Holdings Inc	Boone	\$14,130.00	\$10,500.00	15	3	\$15.08	2016
Halleywood Farm, LLC	Fayette	\$6,000.00	\$3,500.00	2	1	\$17.00	2016
Hera Testing Laboratories, Inc.	Fayette	\$18,263.00	\$17,500.00	0	5	\$34.76	2016
Higdon Outdoors, LLC	McCracken	\$17,016.00	\$10,500.00	6	3	\$21.32	2016
Hinkle Environmental Services, LLC	Bourbon	\$97,603.00	\$25,000.00	11	8	\$16.16	2016
Howard W Pence, Inc.	Hardin	\$41,675.00	\$25,000.00	6	8	\$26.00	2016
Interior Design & Architecture, Inc	Jefferson	\$8,887.00	\$7,000.00	31	2	\$19.63	2016
Jacobs Group, Inc.	Jefferson	\$79,102.00	\$7,000.00	0	2	\$21.47	2016
Jason Tanner Design, LLC	Daviess	\$5,987.00	\$3,500.00	6	1	\$24.04	2016
Johnson Plaster & Vinyl, Inc.	McCracken	\$29,934.00	\$14,000.00	7	4	\$19.84	2016
Kentucky Machinery Company, LLC	Madison	\$36,610.00	\$3,500.00	3	1	\$28.85	2016
Kertis Creative, LLC	Jefferson	\$6,081.00	\$3,500.00	10	1	\$19.23	2016
KyFab, LLC	Graves	\$43,550.00	\$25,000.00	14	8	\$15.81	2016
L A Miller CPA PSC	McCracken	\$7,995.00	\$3,500.00	8	1	\$12.50	2016
Lance S. Ferguson MD PSC (#2)	Fayette	\$6,681.00	\$3,500.00	18	1	\$14.04	2016
Legacy Financial, LLC	Fayette	\$7,791.00	\$7,000.00	5	2	\$41.25	2016
LoVo Systems, Inc.	Fayette	\$25,692.00	\$14,000.00	11	4	\$16.38	2016
Machmer Hall Thoroughbreds, LLC	Bourbon	\$7,250.00	\$7,000.00	18	2	\$14.96	2016

2017 Annual Report to Governor Matt Bevin, the Legislative Research Commission,
and the Kentucky Innovation Commission pursuant to KRS 154.12-278.

MakeTime Inc. (#2)	Fayette	\$29,234.00	\$25,000.00	2	8	\$40.26	2016
Marrilla Interests, LLC	Fayette	\$36,257.00	\$14,000.00	10	4	\$29.54	2016
Michael L Bobo, DDS, MD, PSC	Calloway	\$6,267.00	\$3,500.00	6	1	\$21.50	2016
MILA International, Inc. (#2)	Boone	\$16,800.00	\$3,500.00	13	1	\$12.30	2016
Miller, Griffin and Marks, PSC	Fayette	\$8,810.00	\$7,000.00	23	2	\$22.39	2016
Morgan Smith Industries, LLC	Adair	\$13,990.00	\$7,000.00	32	2	\$15.63	2016
Natalie H. Daniels, M.D., PLLC	Jefferson	\$15,490.00	\$7,000.00	2	2	\$17.00	2016
Owensboro RV, Inc.	Daviess	\$36,770.00	\$25,000.00	7	8	\$22.59	2016
Paladin, Inc.	Fayette	\$20,331.00	\$10,500.00	11	3	\$24.64	2016
Patterson & Company CPAs PLLC	Jefferson	\$15,112.00	\$7,000.00	5	2	\$25.08	2016
Payroll Solutions, Inc.	Fayette	\$18,000.00	\$10,500.00	16	3	\$16.61	2016
Petro Towery, Inc.	Madison	\$35,235.00	\$17,500.00	29	5	\$19.10	2016
Pinnacle, Inc	Marshall	\$34,032.00	\$10,500.00	31	3	\$15.33	2016
PowerTech Water, LLC	Fayette	\$5,380.00	\$3,500.00	0	1	\$33.61	2016
Quantum Enterprises, Inc	Jefferson	\$118,379.00	\$17,500.00	33	5	\$16.30	2016
Renaissance Holdings, LLC	Jefferson	\$63,412.00	\$10,500.00	22	3	\$17.78	2016
Ribolt Fabrication, LLC	Lewis	\$11,500.00	\$3,500.00	6	1	\$11.00	2016
Rivercrest Engineering, Inc.	McCracken	\$7,174.00	\$7,000.00	1	2	\$25.00	2016
Ronald Kinmon	Grant	\$8,052.00	\$3,500.00	4	1	\$35.00	2016
Schipper Enterprises, LLC	Jefferson	\$32,430.00	\$21,000.00	25	6	\$13.96	2016
SDGblue, LLC	Fayette	\$25,670.00	\$24,500.00	26	7	\$37.41	2016
Socially Present, LLC	McCracken	\$29,166.00	\$21,000.00	6	6	\$14.96	2016
Stradegy, LLC	Jefferson	\$14,016.00	\$14,000.00	10	8	\$20.76	2016
Strongs Pizza, LLC	Boone	\$7,455.00	\$7,000.00	0	2	\$13.50	2016
SWS Enterprises, Inc.	Fayette	\$8,810.00	\$3,500.00	13	1	\$14.07	2016
Tellennium, Inc.	Bullitt	\$16,180.00	\$16,100.00	23	5	\$15.67	2016
The 10th Planet LLC	Boyle	\$27,650.00	\$10,500.00	19	3	\$11.74	2016
The Installation Source, Inc.	Fayette	\$6,011.00	\$3,500.00	3	1	\$43.00	2016
The Weekly Juicery, LLC	Fayette	\$7,754.00	\$7,000.00	7	2	\$12.29	2016
Thermal Equipment Service, Inc. (#2)	Fayette	\$36,483.00	\$24,500.00	37	7	\$31.07	2016
Three Rivers Hardwood, Inc.	Laurel	\$22,000.00	\$17,500.00	35	5	\$11.26	2016
Tommy Bramer & Son General Contractors, LLC	Jefferson	\$569,400.00	\$3,500.00	13	1	\$30.00	2016
TransNav Technologies, Inc	Boyle	\$19,488.00	\$3,500.00	48	1	\$30.45	2016
Tree Top Landscaping, Inc.	Fayette	\$9,600.00	\$7,000.00	10	2	\$14.50	2016
Tri Five LLC	Fayette	\$21,684.00	\$21,600.00	4	7	\$14.98	2016
Tri-State Cold-Formed Steel Components, LLC	Bullitt	\$17,361.00	\$17,300.00	10	8	\$14.31	2016
Twin States Utilities & Excavation, In	Monroe	\$10,975.00	\$10,500.00	13	3	\$33.19	2016
Visual Image Systems Company, LLC (#4)	Jefferson	\$28,500.00	\$10,500.00	41	3	\$12.83	2016
VND Restorations, LLC	Jessamine	\$7,002.00	\$7,000.00	5	2	\$14.00	2016
Willie's Commercial Printing	Pulaski	\$79,802.00	\$3,500.00	2	1	\$12.85	2016
Xploreky, LLC	Jefferson	\$89,537.00	\$3,500.00	7	1	\$25.00	2016
Blackwood Stables, LLC	Woodford	\$20,000.00	\$10,500.00	20	3	\$14.78	2017
Boxcar Strategies, LLC	Jefferson	\$7,385.00	\$3,500.00	8	1	\$18.88	2017
Catherine J Parks	Boone	\$7,755.00	\$3,500.00	11	1	\$18.00	2017

2017 Annual Report to Governor Matt Bevin, the Legislative Research Commission,
and the Kentucky Innovation Commission pursuant to KRS 154.12-278.

EDJ, Inc.	Boone	\$13,300.00	\$7,000.00	1	2	\$17.25	2017
First Line Fire Extinguisher Co.	McCracken	\$37,178.00	\$14,000.00	4	4	\$21.99	2017
Information Consultants, Inc.	Jefferson	\$54,800.00	\$10,500.00	4	3	\$24.03	2017
Mt. Sterling Pediatrics, P.S.C.	Montgomery	\$22,324.00	\$21,000.00	10	6	\$24.89	2017
Ohio County Collision Repair, LLC	Ohio	\$9,496.00	\$7,000.00	2	2	\$18.50	2017
State Electric Company, Inc.	Christian	\$13,000.00	\$3,500.00	17	1	\$39.54	2017
The Apiary, LLC	Fayette	\$32,300.00	\$10,500.00	2	3	\$14.14	2017
United Installs LLC	Kenton	\$7,500.00	\$7,000.00	5	2	\$20.77	2017
VIA Internet Studio, Inc.	Jefferson	\$17,978.00	\$17,900.00	11	6	\$26.27	2017
Winner Furnishings Group, L.L.C.	Jefferson	\$24,495.00	\$21,000.00	21	6	\$18.38	2017
Babcon Inc.	Madison	\$8,274.00	\$7,000.00	25	2	\$29.51	2017
Broker House Lending, LLC	Jefferson	\$28,000.00	\$7,000.00	1	2	\$27.33	2017
Crossroads Ford Lincoln, Inc.	Franklin	\$12,295.00	\$10,500.00	30	3	\$21.37	2017
Kinser & Kinser, Inc.	Oldham	\$27,196.00	\$14,000.00	41	4	\$14.86	2017
Map Enterprises Inc.	Graves	\$8,369.00	\$7,000.00	21	2	\$15.38	2017
Red Hog, LLC	Jefferson	\$51,592.00	\$3,500.00	0	1	\$21.63	2017
RFCO, LLC	McCracken	\$7,369.00	\$7,000.00	2	2	\$13.50	2017
Synergy Group LLC	Jefferson	\$11,595.00	\$7,000.00	0	2	\$23.75	2017
Zhou Pain Management Center, PLLC	Jefferson	\$11,491.00	\$10,500.00	1	3	\$20.13	2017
BTA LLC	Jefferson	\$6,500.00	\$6,500.00	0	2	\$17.67	2017
Construction Machinery Company, Inc.	Jefferson	\$22,956.00	\$21,000.00	29	6	\$30.07	2017
Emerson's Bakery, Inc.	Boone	\$8,248.00	\$3,500.00	11	1	\$26.00	2017
Jason Communications, LLC	Boyd	\$135,758.00	\$14,000.00	12	4	\$17.58	2017
Morel Construction Co., LLC	Jefferson	\$28,300.00	\$17,500.00	18	5	\$23.40	2017
Norman Story & Associates, Inc.	Fleming	\$17,868.00	\$3,500.00	13	1	\$17.50	2017
Skye Technologies, LLC	Jefferson	\$9,770.00	\$9,700.00	6	3	\$22.22	2017
TDT Motorsports Group, LLC	Rowan	\$10,599.00	\$3,500.00	3	1	\$11.00	2017
The Roberts Group, P.S.C.	Fayette	\$18,245.00	\$10,500.00	17	3	\$26.25	2017
Ugly Ape, Inc.	Fayette	\$11,583.00	\$10,500.00	0	3	\$17.50	2017
Above All Service, LLC	Marshall	\$14,063.00	\$14,000.00	20	4	\$20.73	2017
Beer Engine LLC	Jefferson	\$42,000.00	\$24,500.00	0	7	\$14.37	2017
Boxcar Strategies, LLC	Fayette	\$6,796.00	\$3,500.00	9	1	\$83.33	2017
Carroll-Kron Consulting, Inc.	Jefferson	\$21,109.00	\$21,100.00	16	7	\$23.15	2017
Consultant Solutions, Inc	Fayette	\$47,082.00	\$25,000.00	13	8	\$37.55	2017
Copperhead Environmental Consulting, Inc.	Garrard	\$64,276.00	\$17,500.00	13	5	\$14.48	2017
Dental Center of Florence, Kentucky, PSC	Boone	\$13,637.00	\$10,500.00	35	3	\$14.33	2017
Kerr Office Group, Inc.	Hardin	\$25,825.00	\$21,000.00	39	6	\$19.89	2017
Machine and Components Industries, Inc.	Jefferson	\$84,900.00	\$14,000.00	4	4	\$22.10	2017
Videobred, Inc.	Jefferson	\$7,893.00	\$3,500.00	10	1	\$15.50	2017
Vuecom Media Group Co.	McCracken	\$5,768.00	\$3,500.00	5	1	\$12.33	2017
Bluegrass Tool & Industrial, LLC	Fayette	\$22,000.00	\$14,000.00	8	4	\$19.25	2017
Cuddle Clones, LLC	Jefferson	\$5,164.00	\$3,500.00	3	1	\$37.50	2017
Kentucky Airmotive Incorporated	Montgomery	\$6,061.00	\$3,500.00	8	1	\$20.00	2017
Old World Timber, LLC	Fayette	\$55,100.00	\$11,000.00	1	1	\$11.00	2017

Timesavers Kentucky, LLC	WARREN	\$28,200.00	\$7,000.00	3	2	\$14.75	2017
Visumatic Industrial Products, Inc.	Fayette	\$41,802.00	\$17,500.00	24	5	\$19.94	2017
Elizabethtown Motors, Inc.	Hardin	\$19,953.00	\$19,900.00	42	7	\$17.26	2017
Enderle Besten Dieruf, PLLC	Fayette	\$7,246.00	\$7,200.00	12	3	\$20.67	2017
Inside Out Design, LLC	Franklin	\$14,710.00	\$3,500.00	3	1	\$15.00	2017
Jewell Engineering and Manufacturing Company, Inc.	Jefferson	\$167,386.00	\$3,500.00	13	1	\$18.00	2017
Marshall County Soil Improvement Association	Marshall	\$52,500.00	\$3,500.00	7	1	\$14.50	2017
MSK Fitness LLC	McCracken	\$5,558.00	\$3,500.00	0	1	\$10.88	2017
Polaris of Benton, Inc.	Marshall	\$27,090.00	\$24,500.00	15	7	\$20.92	2017
PTX Food Corporation	Jefferson	\$14,380.00	\$14,000.00	20	4	\$27.81	2017
Wilderness Trace Solar, Inc.	Boyle	\$9,500.00	\$7,000.00	2	2	\$17.50	2017

KSBCI
Totals FY
2016-2017

\$5,790,884 \$1,869,800

554

Appendix B: KSBCI Program Award Detail

Company	Participating Bank	KSBCI Program	Total Project Amount	KSBCI Support Amount
Hospitality Resources, LLC	United Cumberland Bank	KYCSP	\$5,705,000.00	\$342,300.00
Paducah Pizza Bakers, LLC	Paducah Bank & Trust	KYCSP	\$1,660,000.00	\$132,800.00
RHLasher/BGC Properties, LLC (The Big Green Cow, Inc.)	Traditional Bank	KYCSP	\$1,322,840.00	\$132,284.00
DHN Midland, LLC	First Harrison Bank	KYCSP	\$1,167,500.00	\$225,000.00
Auto Wash USA, LLC	Whitaker Bank	KYCSP	\$1,331,688.00	\$60,000.00
Optimum Fitness, LLC	United Citizens Bank & Trust	KYCSP	\$50,000.00	\$10,000.00
Kentucky River Community Care, Inc.	Citizens Bank of Kentucky, Inc.	KYCSP	\$1,000,000.00	\$200,000.00
Logan Corporation	SKED	KYCSP	\$575,000.00	\$80,000.00
Lee's Ford Dock, Inc.	Community Trust Bank	KYCSP	\$974,000.00	\$194,800.00
Tackett Enterprises, LLC	Citizens Bank of Kentucky, Inc.	KYCSP	\$232,000.00	\$46,400.00
B&D Cleaning, LLC	Community Ventures Corporation	KYCSP	\$37,500.00	\$7,500.00
The Law Offices of John Thompson, PLLC	Citizens Bank of Kentucky, Inc.	KYCSP	\$78,662.00	\$15,732.00
GBC Enterprises, LLC	Republic Bank & Trust	KYCSP	\$2,822,500.00	\$360,000.00
Mike Comb, Inc. dba Concrete Craft of Lexington	Community Ventures Corporation	KYCSP	\$20,000.00	\$4,000.00
Dalton Development Company Limited Liability Company (Project #1)	Fifth Third Bank	KYCSP	\$243,000.00	\$27,000.00
Addiction Recovery Care LLC	MACED	KYCSP	\$150,000.00	\$16,000.00
Dalton Development Company Limited Liability Company (Project #2)	Fifth Third Bank	KYCSP	\$375,208.00	\$75,041.60
5454 LLC	First Harrison Bank	KYCSP	\$144,100.00	\$15,851.00
Faith Holdings LLC	First Harrison Bank	KYCSP	\$3,120,000.00	\$456,000.00
SNEAK Properties, LLC	Stock Yards Bank	KYCSP	\$4,200,000.00	\$798,000.00

TOTAL CLOSED FY 2016-2017

\$25,208,998.00 \$3,198,708.60

Paid Off/Recyclable Funds	Participating Bank	KSBCI Program	Total Project Amount	KSBCI Support Amount
Lincoln Manufacturing USA, LLC	Commercial Bank	KYCSP	\$7,245,000	\$449,000
Lincoln Manufacturing USA, LLC	Commercial Bank	KYCSP	\$2,800,000	\$280,000
H & S Distributing, LLC	Wilson & Muir Bank & Trust Co.	KYCSP	\$104,000	\$19,400
BCM JR WR LLC/Elevation Management Group, LLC	United Southern Bank	KYCSP	\$480,000	\$96,000
J and L Lyle, Inc. Project #2	Kentucky Bank	KYCSP	\$29,000	\$5,220
Carnage Outdoor Gear, LLC	Paducah Bank & Trust	KYCSP	\$90,522	\$18,000
K&G Bear Creek Retreat/Montgomery Wildness/KY Antler	Kentucky Farmers Bank	KYCSP	\$ -	\$11,582
Tim and Bonita Butler	Citizens First Bank	KYCSP	\$140,000	\$26,000
ROR, LLC/Stepping Stones For Children, Inc.	Kentucky Bank	KYCSP		\$151,969
Maynard Studios	Community Trust Bank	KYCSP	\$165,750	\$24,862
Benjamin Watts/William & Kathy Watts/Watts's House of Iron	United Citizens Bank & Trust	KYCSP	\$50,000	\$10,000
J and L Lyle, Inc. Project #1	Kentucky Bank	KYCSP	\$35,000	\$6,3000
Fit Bodies, Inc.	Fifth Third Bank	KYCSP	\$211,000	\$26,954
Big Red Burritos, LLC	Fifth Third Bank	KYCSP	\$25,000	\$5,000
Walnut Specialists Incorporated	Kentucky Highlands	KYCSP	\$150,000	\$30,000
JSB Industrial Solutions, Inc.	MACED	KYCSP	\$550,000	\$50,000

**TOTAL PAID
OFF/RECYCLABLE FUNDS
FY 2016-2017**

\$12,075,272 \$1,210,288

Claims Paid	Participating Bank	KSBCI Program	Total Project Amount	KSBCI Support Amount Paid
K&G Bear Creek Retreat	Kentucky Farmers Bank	KYCSP	\$3,353,745.85	\$388,417.53

**TOTAL CLAIMS PAID FY
2016-2017**

\$3,353,745.85 \$388,417.53

Approved	Participating Bank	KSBCI Program	Total Project Amount	KSBCI Support Amount
Haney Enterprises	Citizens Deposit Bank	KYCSP	\$59,864.52	\$11,972.00
AEK Transport Services, LLC	Community Ventures Corporation	KYCSP	\$85,000.00	\$17,000.00
East End Foot & Ankle, PSC	First Harrison Bank	KYCSP	\$665,000.00	\$120,000.00
Fairview Eye Care Real Estate, LLC	Republic Bank & Trust	KYCSP	\$2,500,000.00	\$100,000.00

**TOTAL APPROVED FUNDS
FY 2016-2017**

\$3,309,864.52 \$248,972.00

TOTAL CLOSED, PAID OFF/RECYCLABLE, CLAIMS PAID & APPROVED FY2016-2017 \$43,947,880.37 \$5,046,386.21

2017 Annual Report to Governor Matt Bevin, the Legislative Research Commission,
and the Kentucky Innovation Commission pursuant to KRS 154.12-278.

Approved but Withdrawn	Participating Bank	KSBCI Program	Total Project Amount	KSBCI Support Amount
PMAK, LLC	Fifth Third Bank	KYCSP	\$700,000	\$63,000
Grassroots Pharmacy, PLLC	Central Bank	KYCSP	\$75,000	\$15,000
Grassroots Pharmacy, PLLC	Central Bank	KYCSP	\$170,000	\$34,000
Robby Shell and Renae Shell	Community Ventures Corp.	KYCSP	\$299,000	\$12,000
2 nd Star, LLC	Community Ventures Corp.	KYCSP	\$50,000	\$10,000
Melissa J Stamper and Thomas Stamper	Community Ventures Corp.	KYCSP	\$30,300	\$4,000
SGCE LLC	Fifth Third Bank	KYCSP	\$162,000	\$16,200

TOTAL APPROVED BUT WITHDRAWN

FY2016-2017

\$1,486,300

\$154,200