
Bluegrass State Skills Corporation

Board of Directors Meeting

May 29, 2019



The Bluegrass State Skills Corporation
Board of Directors Meeting
Cabinet for Economic Development
300 West Broadway
Frankfort, Kentucky
AGENDA
May 29, 2019

Call to Order
Notification of Press
Roll Call

Introduction New Board Members/Proxies

Randy Fox

Minutes

Wednesday, March 27, 2019

Reports

Katie Smith

Financial Report

GIA Applications

Kristina Slattery/Christy Wingate

Toyota Boshoku Kentucky, LLC, Lebanon
Toyota Boshoku Kentucky, LLC, Bardstown
Rajant Corporation
Curvature, Inc. dba Curvature Technologies, Inc.
J. Charles Crystalworks, Inc.

GIA Applications

Elizabeth Bishop/Kate Greenwell

Comprehensive Medical Management, LLC
Carbide Products, Inc.
Armor USA Inc.
Stelised, Inc.
Fabricated Metals, LLC
NNA of Paducah, LLC

GIA and STIC Applications

Kristina Slattery/Christy Wingate

Genova Products, Inc.
Altec, Inc. dba Altec Industries, Inc.
Kentucky Cooperage LP, Ltd.

GIA and STIC Applications

Elizabeth Bishop/Kate Greenwell

Vascor, Ltd.
Toyotetsu America, Inc. dba Toyotetsu Mid America, LLC

STIC ApplicationsKristina/Slattery/Christy Wingate

The Bardstown Bourbon Company, LLC
Toyotomi America Corporation**STIC Applications**Elizabeth Bishop/Kate Greenwell

Heaven Hill Distilleries, Inc. dba Heaven Hill, Inc.
Best Buy Stores, L.P.**GIA Commitment Applications**Kristina Slattery/Christy Wingate

Piston Automotive LLC

STIC FinalsTim Back

Jackson Purchase Medical Center
Lake Cumberland Regional Hospital
AGC Glass Company North America
Bluegrass Community Hospital
Logan Memorial Hospital
Spring View Hospital
Meadowview Regional Medical Center
Bourbon Community Hospital
Clark Regional Medical Center
Ingevity Virginia Corporation
Ingram Barge Company LLC**Old Business**Randy Fox

Socioeconomic Index - Philip Flynn
Audit update - Sarah Butler**New Business**Randy Fox/Sarah Butler

Guideline Changes
Kentucky Work Ready Communities - Kristina Slattery
Adult Education Services/Kentucky Education and Workforce Development Cabinet - Josh Benton
Announcement Secretary Terry Gill leaving the Cabinet**Next Board Meeting**Ellen Felix

July 31, 2019

Adjournment

Randy Fox

Bluegrass State Skills Corporation

MINUTES



**Bluegrass State Skills Corporation Board of Directors Meeting
Kentucky Cabinet for Economic Development,
300 West Broadway, Frankfort, Kentucky 40601
March 27, 2019 – 1:00 PM**

Members present – Brenda Bankston, Rita Combs-Sterrett, Randy Fox, Eston Glover, John Kuzuoka, Carl Lay, Tom Lund, Doris Moody and Jeff Whitehead.

Proxies present – Katie Smith, Proxy for Secretary Terry R. Gill; Jeff Smith, Proxy for Secretary David Dickerson; Mike Nemes, Proxy for Secretary Derrick Ramsey; Donna Davis, Proxy for Dr. Jay Box.

Members absent – Ray Leathers, Dr. Aaron Thompson and Torsten Langguth.

CED Staff present – Tim Back, Elizabeth Bishop, Sarah Butler, Ellen Felix, Kate Greenwell, Brooklyn Leep and Kristina Slattery.

Guests present – Rusty Justice with Bit Source LLC, Pikeville; Brittany Allison with Kentucky Bourbon Distillers, Ltd. dba The Willett Distillery, Bardstown and Lisa Hall with ExecuTrain of Kentucky, Lexington.

Call to Order – Randy Fox

Roll Call – Ellen Felix

Notification of Press – Ellen Felix

Randy Fox, Chairman, received verification that the media had been notified of the BSSC Board of Directors meeting.

Approval of Minutes – Randy Fox

A motion was made by Tom Lund and seconded by Eston Glover to approve the January 30, 2019 minutes. Motion carried.

Approval of Financial Report – Tonya Lee

Brenda Bankston made a motion to approve the Financial Report for March 27, 2019. Rita Combs-Sterrett seconded the motion. Motion carried.

Applications for Review – Sarah Butler

BSSC Staff – Brooklyn Leep and Kate Greenwell recommended the following Grant-in-Aid (GIA) applications to the BSSC Board for approval:

G19-22447 – American Woodmark Corporation, Monticello	\$ 75,000.00
G19-22441 – NELCO Training, Inc. Bardstown	\$ 36,355.00
G19-22442 – Carmeuse Lime & Stone, Inc., Butler	\$ 75,000.00
G19-22251 – Riken Elastomers Corporation, Hopkinsville	\$ 75,000.00

A motion was made by Carl Lay to approve these applications. John Kuzuoka seconded the motion. Motion carried.

G19-22419 – Kentucky Bourbon Distillers, Ltd. dba The Willett Distillery Bardstown	\$ 8,503.00
G19-22287 – Senture, LLC, Williamsburg	\$ 75,000.00
G19-22409 – Amcor Flexibles LLC, Shelbyville	\$ 9,853.00

A motion was made by Rita Combs-Sterrett to approve these applications. Tom Lund seconded the motion. Motion carried.

BSSC Staff – Kristina Slattery and Kate Greenwell recommended the following Grant-In-Aid (GIA) application to the BSSC Board for approval:

G19-22476 – Appalachian Regional Healthcare, Inc. dba Whitesburg ARH Hospital	\$ 37,000.00
G19-22477 – Appalachian Regional Healthcare, Inc. dba Middlesboro ARH Hospital	\$ 10,000.00
G19-22278 – Appalachian Regional Healthcare, Inc. dba Morgan County ARH Hospital	\$ 25,000.00
G19-22479 – Appalachian Regional Healthcare, Inc. dba McDowell ARH Hospital	\$ 25,000.00
G19-22482 – Appalachian Regional Healthcare, Inc. dba Tug Valley ARH Regional Medical Center, South Williamson	\$ 75,000.00
G19-22484 – Appalachian Regional Healthcare, Inc. dba Harlan ARH Hospital	\$ 10,000.00
G19-22485 – Appalachian Regional Healthcare, Inc. dba Hazard ARH Regional Medical	\$ 15,000.00

A motion was made by Brenda Bankston to approve this application. Carl Lay seconded the motion. Motion carried.

G19-22479 – ARH Breckinridge Health Services, Inc. dba ARH Mary Breckinridge ARH Hospital, Hyden	\$ 6,000.00
G19-22480 – ARH Mary Breckinridge Health Services, Inc. dba Barbourville ARH Hospital	\$ 6,000.00
G19-22483 – ARH Mary Breckinridge Health Services, Inc. dba ARH Our Lady of the Way, Martin	\$ 6,000.00

A motion was made by Mike Nemes to approve this application. Rita Combs-Sterrett seconded the motion. Motion carried.

BSSC Staff – Elizabeth Bishop and Kate Greenwell recommended the following Grant-in-Aid (GIA) applications to the BSSC Board for approval:

G19-22460 – Bit Source LLC, Pikeville	\$ 42,000.00
G19-22443 – American Greetings Corporation, Danville	\$ 50,811.00
G19-22456 – Best Sanitizers, Inc., Walton	\$ 31,969.00

A motion was made by Eston Glover to approve these applications. Tom Lund seconded the motion. Doris Moody and Jeff Whitehead abstained. Motion carried.

G19-22472 – Buffalo Trace Distillery, Inc., Frankfort	\$ 75,000.00
G19-22411 – Fresenius Medical Care NAK Frankfort, LLC	\$ 10,762.00
G19-22424 – Fresenius Medical Care Masonic Homes, LLC, Masonic Homes	\$ 12,068.00

A motion was made by Doris Moody to approve these applications. Carl Lay seconded the motion. Motion carried.

BSSC Staff – Elizabeth Bishop, Kristina Slattery and Kate Greenwell recommended the following Skills-Training-Investment-Credit (STIC) application to the BSSC Board for approval:

T19-22444 – Ellison Surface Technologies, Inc., Hebron	\$ 37,000.00
T19-22464 – Kroger Limited Partnership II dba Kenlake Foods, Murray	\$ 75,000.00

A motion was made by Tom Lund to approve this application. Rita Combs-Sterrett seconded the motion. Motion carried.

BSSC Staff - Tim Back recommended 10 Skills-Training-Investment-Credit (STIC) Resolutions for Final Approval.

T18-21617 – RKW North America, Inc., Franklin	\$ 1,360.27
T18-21644 – The Sherwin-Williams Company, Richmond	\$ 27,378.87
T18-21663 – Mubea Precision Springs, Inc., Florence	\$ 57,919.18
T18-21664 – Mubea Tailor Rolled Blanks, LLC, Florence	\$ 25,462.63
T18-21665 – Mubea North-America Shared Services, Inc., Florence	\$ 39,500.00
T18-21667 – Mubea, Inc., Florence	\$ 27,393.30
T18-21694 – Carmeuse Lime & Stone, Inc., Maysville	\$ 74,687.50
T18-21735 – CTA Acoustics, Inc., Corbin	\$ 8,462.81
T18-21768 – Mouser Custom Cabinetry, LLC, Elizabethtown	\$ 41,217.69
T18-21777 – Post Glover Resistors Inc., Erlanger	\$ 23,000.00

A motion was made by Brenda Bankston and seconded by Carl Lay to approve these projects for final approval. Mr. John Kuzuoka abstained. Motion carried.

Next Board Meeting – Ellen Felix

The next meeting of the Bluegrass State Skills Corporation Board of Directors will be held on May 29, 2019, at 1:00 p.m. at the Cabinet for Economic Development, Old Capitol Annex, 1st Floor Conference Room, 300 West Broadway, Frankfort, Kentucky. The next Executive Board of Directors meeting will be May 29, 2019 at 11:00 am at the Cabinet for Economic Development, Old Capitol Annex, 1st Floor Conference Room, 300 West Broadway, Frankfort, Kentucky.

Adjournment – Randy Fox

A motion to adjourn the meeting was made by Tom Lund and second by Mike Nemes. Motion carried.

Sincerely submitted,



Sarah C. Butler
Director, Incentive Administration Division

Bluegrass State Skills Corporation

FINANCIAL REPORT



BSSC FUNDS REPORT

5/22/2019

RESOURCES AVAILABLE

Regular Appropriation	4,311,800
Continued Appropriation	2,567,382
HB265 -2012 Session Add'l Funds Available*	3,542,600
OET Rapid Response Funds	1,481,956
TOTAL RESOURCES	11,903,738

EXPENDITURES YTD

Total as of 5/22/19	3,244,083
---------------------	-----------

OBLIGATIONS REMAINING

Regular/Commitment/OET Grants	6,404,898
Ford Commitment	0
Commitments	600,000
Proposals	0
TOTAL OBLIGATIONS	7,004,897

TOTAL FUNDS AVAILABLE	1,654,758
FOR ADDITIONAL OBLIGATIONS THIS FISCAL YEAR	

Secretary's Funds	746,801
-------------------	---------

Regular Grant Funds	902,090
---------------------	---------

OET Rapid Response Funds	5,867
--------------------------	-------

TOTAL FUNDS AVAILABLE	1,654,758
FOR ADDITIONAL OBLIGATIONS THIS FISCAL YEAR	

*\$9,500,000 lapsed to General Fund, per HB 265, 2012 Session.

Two draws were made in FY 2013 of \$1,200,000 and \$600,000.

One draw was made in FY 2015 of \$750,000.

Two draws were made in FY 2018 for \$2,950,000 and \$457,400

BSSC FUNDS REPORT

5/22/2019

Base Amount	\$	711,800
Recaps (April/May)	\$	173,290
Transfer from Secy Fund	\$	<u>17,000</u>
Amount Available for May 2019 Meeting	\$	902,090

Bluegrass State Skills Corporation

APPLICATIONS - GIA



Grant-In-Aid (GIA) Projects

May 2019

Score	Qualified Company	City	Number of Trainees	Incentive Amount
90	Toyota Boshoku Kentucky, LLC	Lebanon	40	\$75,000
84	Comprehensive Medical Management, LLC	Newport	180	\$75,000
82	Rajant Corporation	Morehead	12	\$24,000
82	Armor USA Inc.	Hebron	58	\$20,172
81	VASCOR, Ltd.	Georgetown	93	\$75,000
80	Carbide Products, Inc.	Georgetown	32	\$64,000
79	Toyota Boshoku Kentucky, LLC	Bardstown	29	\$58,000
77	J. Charles Crystalworks, Inc.	Erlanger	6	\$11,121
77	Genova Products, Inc.	Paducah	83	\$75,000
77	Stelised, Inc.	Simpsonville	6	\$12,000
73	Fabricated Metals, LLC	Louisville	249	\$75,000
73	Curvature, Inc. dba Curvature Technologies, Inc.	Louisville	52	\$75,000
72	Altec, Inc. dba Altec Industries, Inc.	Elizabethtown	758	\$75,000
72	NNA of Paducah, LLC	Paducah	30	\$36,809

71	Kentucky Cooperage LP, Ltd.	Lebanon	272	\$75,000
71	Toyotetsu America, Inc. dba Toyotetsu Mid America, LLC	Owensboro	604	\$75,000
16 Companies		Total	2504	\$901,102

Regular Grant Fund Balance	\$711,800
Recaptured Amount	\$173,290
Transfer from Sec Fund	\$17,000
2018 FY Projected/Approved Gra	(\$901,102)
Remaining Regular Grant Funds	\$988

Note: The Grant-In-Aid amount will be equal to \$2,000 per trainee, not to exceed the maximum approved amount of \$75,000 per company location for each fiscal year. The total amount of Grant-In-Aid incentives available for the entire program shall not exceed \$4,300,000 in any fiscal year.

**BLUEGRASS STATE SKILLS CORPORATION
BOARD OF DIRECTORS**

BSSC COMPETITIVE GRANT-IN-AID PROJECT REPORT

Date: May 29, 2019
Company: Toyota Boshoku Kentucky, LLC
City: Lebanon **County:** Marion
Industry Sector: Manufacturing **BSSC #:** G19-22503
Bus. Devp. Contact: K. Slattery **OFS Staff:** C. Wingate

Training Description:

Toyota Boshoku Kentucky, LLC is an automotive parts manufacturer located in Lebanon. The company was awarded new business for the Toyota Highlander 550B program. New production lines will be installed and will require 40 team members to staff the lines on 2 shifts. The training plan will include on the job training and potential outsourced training as well.

Training Details:

	Total Costs	50% of Total Costs
Classroom/OJT - In-House	\$ 200,832	\$ 100,416
Classroom/OJT - Consultant/Educational Institution	\$ -	\$ -
Instructional Materials & Supplies	\$ -	\$ -
Registered Apprenticeships	\$ -	\$ -
Total Costs	\$ 200,832	\$ 100,416

Number of Trainees

40

Employment & Wage Information:

Existing Employment	Projected New Employees
97	40

Average Hourly Wage	Total Hourly Compensation
\$ 18.42	\$ 28.56

Requirements:

Total Hourly Compensation: \$12.51
 Base Hourly Wage: \$10.88

BSSC Grant Recommended for Approval

\$75,000

Application Score

90

**BLUEGRASS STATE SKILLS CORPORATION
BOARD OF DIRECTORS**

BSSC COMPETITIVE GRANT-IN-AID PROJECT REPORT

Date: May 29, 2019
Company: Toyota Boshoku Kentucky, LLC
City: Bardstown **County:** Nelson
Industry Sector: Manufacturing **BSSC #:** G19-22458
Bus. Devp. Contact: K. Slattery **OFS Staff:** C. Wingate

Training Description:

Toyota Boshoku Kentucky, LLC is a manufacturer of automotive parts located in Bardstown. The company is expanding their cut and sew operations and now require a 2nd shift. The training plan includes training in safety, Toyota Production System, 5s, Problem Solving, KPI's, Standardized work, Lexus Mindset, Lexus Quality, Basic Defect ID, and hands on training. The training is important to ensure that the trainees understand the essential functions of their job duties safely and provide a quality product to customers.

Training Details:

Classroom/OJT - In-House
 Classroom/OJT - Consultant/Educational Institution
 Instructional Materials & Supplies
 Registered Apprenticeships
Total Costs

Total Costs	50% of Total Costs
\$ 149,280	\$ 74,640
\$ -	\$ -
\$ -	\$ -
\$ -	\$ -
\$ 149,280	\$ 74,640

Number of Trainees

29

Employment & Wage Information:

Existing Employment	Projected New Employees
277	29

Average Hourly Wage	Total Hourly Compensation
\$ 18.00	\$ 28.56

Requirements:

Total Hourly Compensation: \$12.51
 Base Hourly Wage: \$10.88

BSSC Grant Recommended for Approval

\$58,000

Application Score

79

**BLUEGRASS STATE SKILLS CORPORATION
BOARD OF DIRECTORS**

BSSC COMPETITIVE GRANT-IN-AID PROJECT REPORT

Date: May 29, 2019
Company: Rajant Corporation
City: Morehead **County:** Rowan
Industry Sector: Nonretail Service or Technology **BSSC #:** G19-22471
Bus. Devp. Contact: K. Slattery **OFS Staff:** C. Wingate

Training Description:

Rajant Corporation provides multi-frequency wireless solutions for the defense industry. Training on this application includes in-house training delivered through experiments, demonstrations, audio-visual presentations, group discussions, and hands-on exercises. Employees will learn how to meet the most stringent reliability requirements, in addition to eliminating defects and failures.

Training Details:

	Total Costs	50% of Total Costs
Classroom/OJT - In-House	\$ 49,052	\$ 24,526
Classroom/OJT - Consultant/Educational Institution	\$ -	\$ -
Instructional Materials & Supplies	\$ -	\$ -
Registered Apprenticeships	\$ -	\$ -
Total Costs	\$ 49,052	\$ 24,526

Number of Trainees 12

Employment & Wage Information:

Existing Employment	Projected New Employees
19	3

Average Hourly Wage	Total Hourly Compensation
\$ 24.22	\$ 26.66

Requirements: Total Hourly Compensation: \$12.51
Base Hourly Wage: \$10.88

BSSC Grant Recommended for Approval **\$24,000**

Application Score 82

**BLUEGRASS STATE SKILLS CORPORATION
BOARD OF DIRECTORS**

BSSC COMPETITIVE GRANT-IN-AID PROJECT REPORT

Date: May 29, 2019
Company: Curvature, Inc. dba Curvature Technologies, Inc.
City: Louisville **County:** Jefferson
Industry Sector: Nonretail Service or Technology **BSSC #:** G19-22553
Bus. Devp. Contact: K. Slattery **OFS Staff:** C. Wingate

Training Description:

Curvature, Inc. is an IT Solutions provider of network and storage equipment. The training plan consists of In-house training for new hires on material handling, safety, ERP systems, proprietary shipping and receiving processes, and product identification and handling best practices. Training sessions will also consist of IT network and storage equipment inspecting, troubleshooting, testing, configuring, and refurbishing. Due to the wide variety of equipment that trainees will be trained on, they will need to travel to the company's existing Operations Center in Santa Barbara, California.

Training Details:

	Total Costs	50% of Total Costs
Classroom/OJT - In-House	\$ 105,396	\$ 52,698
Classroom/OJT - Consultant/Educational Institution	\$ -	\$ -
Instructional Materials & Supplies	\$ 47,400	\$ 23,700
Registered Apprenticeships	\$ -	\$ -
Total Costs	\$ 152,796	\$ 76,398

Number of Trainees

45

Employment & Wage Information:

Existing Employment	Projected New Employees
52	52

Average Hourly Wage	Total Hourly Compensation
\$ 22.61	\$ 28.75

Requirements:

Total Hourly Compensation: \$12.51
 Base Hourly Wage: \$10.88

BSSC Grant Recommended for Approval

\$75,000

Application Score

73

**BLUEGRASS STATE SKILLS CORPORATION
BOARD OF DIRECTORS**

BSSC COMPETITIVE GRANT-IN-AID PROJECT REPORT

Date: May 29, 2019
Company: J.Charles Crystalworks, Inc.
City: Erlanger **County:** Kenton
Industry Sector: Manufacturing **BSSC #:** G19-22504
Bus. Devp. Contact: K. Slattery **OFS Staff:** C. Wingate

Training Description:

J. Charles Crystalworks, Inc. produces company award and recognition items for companies across the U.S. The training plan includes safety training, workplace harassment training, six-sigma training, human resource educational training and leadership training.

Training Details:

Classroom/OJT - In-House
 Classroom/OJT - Consultant/Educational Institution
 Instructional Materials & Supplies
 Registered Apprenticeships
Total Costs

Total Costs	50% of Total Costs
\$ -	\$ -
\$ 21,161	\$ 10,581
\$ 1,081	\$ 541
\$ -	\$ -
\$ 22,242	\$ 11,121

Number of Trainees

6

Employment & Wage Information:

Existing Employment	Projected New Employees
35	4

Average Hourly Wage	Total Hourly Compensation
\$ 28.65	\$ 34.40

Requirements:

Total Hourly Compensation: \$12.51
 Base Hourly Wage: \$10.88

BSSC Grant Recommended for Approval

\$11,121

Application Score

77

**BLUEGRASS STATE SKILLS CORPORATION
BOARD OF DIRECTORS**

BSSC COMPETITIVE GRANT-IN-AID PROJECT REPORT

Date: May 29, 2019
Company: Comprehensive Medical Management, LLC
City: Newport **County:** Campbell
Industry Sector: Nonretail Service or Technology **BSSC #:** G19-22540
Bus. Devp. Contact: E. Bishop **OFS Staff:** K. Greenwell

Training Description:

Comprehensive Medical Management, LLC is a multi-specialty medical billing and practice management company currently serving a wide variety of healthcare specialties. The training plan consists of on-the-job training provided by management and team leads for 6 months of an employee's new employment with the company. It also includes semi-annual seminars for the coding and credentialing departments to keep them up-to-date on technology and relevant information.

Training Details:

Classroom/OJT - In-House
 Classroom/OJT - Consultant/Educational Institution
 Instructional Materials & Supplies
 Registered Apprenticeships
Total Costs

Total Costs	50% of Total Costs
\$ 384,109	\$ 192,054
\$ -	\$ -
\$ 25,350	\$ 12,675
\$ -	\$ -
\$ 409,459	\$ 204,729

Number of Trainees

180

Employment & Wage Information:

Existing Employment	Projected New Employees
79	150

Average Hourly Wage	Total Hourly Compensation
\$ 16.21	\$ 21.00

Requirements:

Total Hourly Compensation: \$12.51
 Base Hourly Wage: \$10.88

BSSC Grant Recommended for Approval

\$75,000

Application Score

84

**BLUEGRASS STATE SKILLS CORPORATION
BOARD OF DIRECTORS**

BSSC COMPETITIVE GRANT-IN-AID PROJECT REPORT

Date: May 29, 2019
Company: Carbide Products, Inc.
City: Georgetown **County:** Scott
Industry Sector: MANUFACTURING **BSSC #:** G19-22528
Bus. Devp. Contact: E. Bishop **OFS Staff:** K. Greenwell

Training Description:

Carbide Products, Inc. is a manufacturer and machining shop that specialize in made-to-order parts, tools and guages for industrial customers worldwide. Training on this application will include technical training for their registered apprentices and other employees that will be provided by Bluegrass Community and Technical College.

Training Details:

	Total Costs	50% of Total Costs
Classroom/OJT - In-House	\$ 804,000	\$ 402,000
Classroom/OJT - Consultant/Educational Institution	\$ 530,000	\$ 265,000
Instructional Materials & Supplies	\$ 30,000	\$ 15,000
Registered Apprenticeships	\$ 64,000	\$ 32,000
Total Costs	\$ 1,428,000	\$ 714,000

Number of Trainees

32

Employment & Wage Information:

Existing Employment	Projected New Employees
32	4

Average Hourly Wage	Total Hourly Compensation
\$ 15.75	\$ 18.35

Requirements:

Total Hourly Compensation: \$12.51
 Base Hourly Wage: \$10.88

BSSC Grant Recommended for Approval

\$64,000

Application Score

80

**BLUEGRASS STATE SKILLS CORPORATION
BOARD OF DIRECTORS**

BSSC COMPETITIVE GRANT-IN-AID PROJECT REPORT

Date: May 29, 2019
Company: Armor USA Inc.
City: Hebron **County:** Boone
Industry Sector: Manufacturing **BSSC #:** G19-22533
Bus. Devp. Contact: E. Bishop **OFS Staff:** K. Greenwell

Training Description:

Armor USA Inc. is a manufacturer of thermal transfer printing ribbons. The company provides employees with a variety of training to enhance their professional skills. The training plan focuses on continuous improvement, quality assurance and safety. It includes training in leadership programs, supports succession planning and helps to reduce attrition rates. This training will help the company enhance operational efficiency and exceed industry standards.

Training Details:

	Total Costs	50% of Total Costs
Classroom/OJT - In-House	\$ 5,733	\$ 2,866
Classroom/OJT - Consultant/Educational Institution	\$ 33,412	\$ 16,706
Instructional Materials & Supplies	\$ 1,200	\$ 600
Registered Apprenticeships	\$ -	\$ -
Total Costs	\$ 40,345	\$ 20,172

Number of Trainees

58

Employment & Wage Information:

Existing Employment	Projected New Employees
58	3

Average Hourly Wage	Total Hourly Compensation
\$ 23.19	\$ 27.83

Requirements: Total Hourly Compensation: \$12.51
Base Hourly Wage: \$10.88

BSSC Grant Recommended for Approval

\$20,172

Application Score

82

**BLUEGRASS STATE SKILLS CORPORATION
BOARD OF DIRECTORS**

BSSC COMPETITIVE GRANT-IN-AID PROJECT REPORT

Date: May 29, 2019
Company: Stelised, Inc.
City: Simpsonville **County:** Shelby
Industry Sector: Manufacturing **BSSC #:** G19-22549
Bus. Devp. Contact: E. Bishop **OFS Staff:** K. Greenwell

Training Description:

Stelised, Inc. is a manufacturer of tooling and injection molding for the POP (point-of-purchase) industry. The training plan includes instruction in the tool making process, instruction in polishing technics and Wire EDM school and hands on instructions on the following equipment: EDM Wire, CC Mill, Sinker EDM, Surface Grinding, Lathe, Manual Mills, Drill Press and other equipment used in the tool making process.

Training Details:

	Total Costs	50% of Total Costs
Classroom/OJT - In-House	\$ 170,560	\$ 85,280
Classroom/OJT - Consultant/Educational Institution	\$ 10,912	\$ 5,456
Instructional Materials & Supplies	\$ -	\$ -
Registered Apprenticeships	\$ -	\$ -
Total Costs	\$ 181,472	\$ 90,736

Number of Trainees

6

Employment & Wage Information:

Existing Employment	Projected New Employees
45	4

Average Hourly Wage	Total Hourly Compensation
\$ 14.25	\$ 16.28

Requirements:

Total Hourly Compensation: \$12.51
 Base Hourly Wage: \$10.88

BSSC Grant Recommended for Approval

\$12,000

Application Score

77

**BLUEGRASS STATE SKILLS CORPORATION
BOARD OF DIRECTORS**

BSSC COMPETITIVE GRANT-IN-AID PROJECT REPORT

Date: May 29, 2019
Company: Fabricated Metals, LLC
City: Louisville **County:** Jefferson
Industry Sector: Manufacturing **BSSC #:** G19-22505
Bus. Devp. Contact: E. Bishop **OFS Staff:** K. Greenwell

Training Description:

Fabricated Metals, LLC is a manufacturer of products for the rail and transit industry as well as industrial storage cabinets, desks, lockers and outdoor lighting products. The training plan will include Career Development, Lean Implementation and On the Job Training and processes.

Training Details:

	Total Costs	50% of Total Costs
Classroom/OJT - In-House	\$ 154,420	\$ 77,210
Classroom/OJT - Consultant/Educational Institution	\$ 25,534	\$ 12,767
Instructional Materials & Supplies	\$ 700	\$ 350
Registered Apprenticeships	\$ -	\$ -
Total Costs	\$ 180,654	\$ 90,327

Number of Trainees 249

Employment & Wage Information:

Existing Employment	Projected New Employees
249	0

Average Hourly Wage	Total Hourly Compensation
\$ 20.70	\$ 27.50

Requirements: Total Hourly Compensation: \$12.51
 Base Hourly Wage: \$10.88

BSSC Grant Recommended for Approval **\$75,000**

Application Score 73

**BLUEGRASS STATE SKILLS CORPORATION
BOARD OF DIRECTORS**

BSSC COMPETITIVE GRANT-IN-AID PROJECT REPORT

Date: May 29, 2019
Company: NNA of Paducah, LLC
City: Paducah **County:** McCracken
Industry Sector: Healthcare **BSSC #:** G19-22539
Bus. Devp. Contact: Elizabeth Bishop **OFS Staff:** Kate Greenwell

Training Description:

NNA of Paducah, LLC specializes in providing hemodialysis and peritoneal dialysis for patients with kidney disease. The proposed training plan includes 11 training courses for incumbent and new employees on topics such as hemodialysis systems, blood administration, infection control, patient safety, vascular therapies, and clinical shadowing concepts. All training will be implemented internally ensuring seamless integration and reduce the impact on patient scheduling.

Training Details:

	Total Costs	50% of Total Costs
Classroom/OJT - In-House	\$ 73,618	\$ 36,809
Classroom/OJT - Consultant/Educational Institution	\$ -	\$ -
Instructional Materials & Supplies	\$ -	\$ -
Registered Apprenticeships	\$ -	\$ -
Total Costs	\$ 73,618	\$ 36,809

Number of Trainees 30

Employment & Wage Information:

Existing Employment	Projected New Employment
23	7

Average Hourly Wage	Total Hourly Compensation
\$ 24.15	\$ 27.77

Requirements:

Total Hourly Compensation: \$12.51
 Base Hourly Wage: \$10.88

BSSC Grant Recommended for Approval \$36,809

Application Score 72

Bluegrass State Skills Corporation

APPLICATIONS - GIA & STIC



**BLUEGRASS STATE SKILLS CORPORATION
BOARD OF DIRECTORS**

BSSC COMPETITIVE GRANT-IN-AID PROJECT REPORT

Date: May 29, 2019
Company: Genova Products, Inc.
City: Paducah **County:** McCracken
Industry Sector: Manufacturing **BSSC #:** G19-22546
Bus. Devp. Contact: K. Slattery **OFS Staff:** C. Wingate

Training Description:

Genova Products, Inc. is one of the world's largest manufacturer of vinyl plumbing. The training plan consists of both new and existing employees training on processing plastics in injection and extrusion molding processes and training on how to process plastic from the "plastics point of view" (PPV). Advance training for process technicians as well as safety training will help new employees understand the necessary measures to work safely in a manufacturing environment.

Training Details:

	Total Costs	50% of Total Costs
Classroom/OJT - In-House	\$ 105,800	\$ 52,900
Classroom/OJT - Consultant/Educational Institution	\$ 57,496	\$ 28,748
Instructional Materials & Supplies	\$ -	\$ -
Registered Apprenticeships	\$ -	\$ -
Total Costs	\$ 163,296	\$ 81,648

Number of Trainees

83

Employment & Wage Information:

Existing Employment	Projected New Employees
134	20

Average Hourly Wage	Total Hourly Compensation
\$ 15.00	\$ 21.04

Requirements: Total Hourly Compensation: \$12.51
 Base Hourly Wage: \$10.88

BSSC Grant Recommended for Approval

\$75,000

Application Score

77

**BLUEGRASS STATE SKILLS CORPORATION
BOARD OF DIRECTORS**

BSSC SKILLS TRAINING INVESTMENT CREDIT REPORT

Date: May 29, 2019
Company: Genova Products, Inc.
City: Paducah **County:** McCracken
Industry Sector: Manufacturing **BSSC #:** T19-22547
Bus. Devp. Contact: K. Slattery **OFS Staff:** C. Wingate

Training Description:

Genova Products, Inc. is one of the world's largest manufacturer of vinyl plumbing. The training would allow progression towards the rapidly advancing technology, expansion of the Quality Management System as well as staying up to date on changing regulations. The training plan will include essential training for Management staff and a training program that would break down the injection molding process from a profit/loss point of view while teaching which metrics and production numbers are the most important to watch. Training in Six Sigma (Green/Black Belt) along with the principles associated would create a LEAN manufacturing environment as well as safety training for new employees.

Training Details:

	Total Costs	50% of Total Costs
Classroom/OJT - In-House	\$ 57,520	\$ 28,760
Classroom/OJT - Consultant/Educational Institution	\$ 97,300	\$ 48,650
Instructional Materials & Supplies	\$ -	\$ -
Registered Apprenticeships	\$ -	\$ -
Total Costs	\$ 154,820	\$ 77,410

Number of Trainees 45

Employment & Wage Information:

Existing Employment	Projected New Employees
134	4

Average Hourly Wage	Total Hourly Compensation
\$ 22.00	\$ 28.04

Requirements:

Total Hourly Compensation: \$12.51
 Base Hourly Wage: \$10.88

BSSC Tax Credit Recommended for Approval \$67,000

Application Score 76

**BLUEGRASS STATE SKILLS CORPORATION
BOARD OF DIRECTORS**

BSSC COMPETITIVE GRANT-IN-AID PROJECT REPORT

Date: May 29, 2019
Company: Altec, Inc. dba Altec Industries, Inc.
City: Elizabethtown **County:** Hardin
Industry Sector: Manufacturing **BSSC #:** G19-22510
Bus. Devp. Contact: K. Slattery **OFS Staff:** C. Wingate

Training Description:

Altec, Inc. dba Altec Industries, Inc. manufactures hydraulic lift equipment. The training plan includes in house training of new hires on a 12 module training program that introduces the employees to the company's processes, trains them on software, workplace math, drawings, schematics and basic tool use.

Training Details:

	Total Costs	50% of Total Costs
Classroom/OJT - In-House	\$ 230,700	\$ 115,350
Classroom/OJT - Consultant/Educational Institution	\$ -	\$ -
Instructional Materials & Supplies	\$ -	\$ -
Registered Apprenticeships	\$ -	\$ -
Total Costs	\$ 230,700	\$ 115,350

Number of Trainees

758

Employment & Wage Information:

Existing Employment	Projected New Employees
969	50

Average Hourly Wage	Total Hourly Compensation
\$ 21.30	\$ 42.60

Requirements:

Total Hourly Compensation: \$12.51
 Base Hourly Wage: \$10.88

BSSC Grant Recommended for Approval

\$75,000

Application Score

72

**BLUEGRASS STATE SKILLS CORPORATION
BOARD OF DIRECTORS**

BSSC SKILLS TRAINING INVESTMENT CREDIT REPORT

Date: May 29, 2019
Company: Altec, Inc. dba Altec Industries, Inc.
City: Elizabethtown **County:** Hardin
Industry Sector: Manufacturing **BSSC #:** T19-22510
Bus. Devp. Contact: K. Slattery **OFS Staff:** C. Wingate

Training Description:

Altec, Inc. dba Altec Industries, Inc. manufactures hydraulic lift equipment. The training plan consists of training in the areas of welding, lean manufacturing, light guage electrical, basic hydraulic, teamwork, leadership and visual management.

Training Details:

Classroom/OJT - In-House
 Classroom/OJT - Consultant/Educational Institution
 Instructional Materials & Supplies
 Registered Apprenticeships
Total Costs

Total Costs	50% of Total Costs
\$ 114,166	\$ 57,083
\$ 54,038	\$ 27,019
\$ -	\$ -
\$ -	\$ -
\$ 168,203	\$ 84,102

Number of Trainees

758

Employment & Wage Information:

Existing Employment	Projected New Employees
969	50

Average Hourly Wage	Total Hourly Compensation
\$ 21.30	\$ 42.60

Requirements:

Total Hourly Compensation: \$12.51
 Base Hourly Wage: \$10.88

BSSC Tax Credit Recommended for Approval

\$75,000

Application Score

72

**BLUEGRASS STATE SKILLS CORPORATION
BOARD OF DIRECTORS**

BSSC COMPETITIVE GRANT-IN-AID PROJECT REPORT

Date: May 29, 2019
Company: Kentucky Cooperage LP, Ltd.
City: Lebanon **County:** Marion
Industry Sector: Manufacturing **BSSC #:** G19-22512
Bus. Devp. Contact: K. Slattery **OFS Staff:** C. Wingate

Training Description:

Kentucky Cooperage LP, Ltd. is a manufacturer of bourbon barrels. The training plan consists of Plant Tour Overviews, Time clock training, Bourbon Barrel Identification, Quality Overview Training, Defect Recognition Training, Basic Proofing Training, and Hands on Training in making a bourbon barrel.

Training Details:

	Total Costs	50% of Total Costs
Classroom/OJT - In-House	\$ 192,400	\$ 96,200
Classroom/OJT - Consultant/Educational Institution	\$ -	\$ -
Instructional Materials & Supplies	\$ -	\$ -
Registered Apprenticeships	\$ -	\$ -
Total Costs	\$ 192,400	\$ 96,200

Number of Trainees 272

Employment & Wage Information:

Existing Employment	Projected New Employees
500	44

Average Hourly Wage	Total Hourly Compensation
\$ 17.50	\$ 22.50

Requirements:

Total Hourly Compensation: \$12.51
 Base Hourly Wage: \$10.88

BSSC Grant Recommended for Approval **\$75,000**

Application Score 71

**BLUEGRASS STATE SKILLS CORPORATION
BOARD OF DIRECTORS**

BSSC SKILLS TRAINING INVESTMENT CREDIT REPORT

Date: May 29, 2019
Company: Kentucky Cooperage LP, Ltd.
City: Lebanon **County:** Marion
Industry Sector: Manufacturing **BSSC #:** T19-22513
Bus. Devp. Contact: K. Slattery **OFS Staff:** C. Wingate

Training Description:

Kentucky Cooperage LP, Ltd. is a manufacturer of bourbon barrels. The training plan consists of Plant Tour Overviews, Time clock training, Bourbon Barrel Identification, Quality Overview Training, Defect Recognition Training, Basic Proofing Training, and Hands on Training in making a bourbon barrel.

Training Details:

	Total Costs	50% of Total Costs
Classroom/OJT - In-House	\$ 192,400	\$ 96,200
Classroom/OJT - Consultant/Educational Institution	\$ -	\$ -
Instructional Materials & Supplies	\$ -	\$ -
Registered Apprenticeships	\$ -	\$ -
Total Costs	\$ 192,400	\$ 96,200

Number of Trainees 272

Employment & Wage Information:

Existing Employment	Projected New Employees
500	44

Average Hourly Wage	Total Hourly Compensation
\$ 17.50	\$ 22.50

Requirements: Total Hourly Compensation: \$12.51
 Base Hourly Wage: \$10.88

BSSC Tax Credit Recommended for Approval \$75,000

Application Score 71

**BLUEGRASS STATE SKILLS CORPORATION
BOARD OF DIRECTORS**

BSSC COMPETITIVE GRANT-IN-AID PROJECT REPORT

Date: May 29, 2019
Company: VASCOR, Ltd.
City: Georgetown **County:** Scott
Industry Sector: National/Regional Headquarters **BSSC #:** G19-22551
Bus. Devp. Contact: E. Bishop **OFS Staff:** K. Greenwell

Training Description:

VASCOR, Ltd., headquartered in Georgetown, is a third party logistics company and provider of quality inspection services for new vehicles. The training plan consists of IT courses such as Microsoft Build, PluralSight, MCSE certification, Microsoft Ignite and MCSA BI certification. The brokerage staff will obtain certifications in APICS Supply Chain Professional, HR personnel will obtain SHRM certifications, and CPAs will train in accounting management. The company is implementing a new Learning Management System for its in house training.

Training Details:

	Total Costs	50% of Total Costs
Classroom/OJT - In-House	\$ 45,443	\$ 22,721
Classroom/OJT - Consultant/Educational Institution	\$ 122,244	\$ 61,122
Instructional Materials & Supplies	\$ -	\$ -
Registered Apprenticeships	\$ -	\$ -
Total Costs	\$ 167,687	\$ 83,844

Number of Trainees

93

Employment & Wage Information:

Existing Employment	Projected New Employees
93	10

Average Hourly Wage	Total Hourly Compensation
\$ 33.17	\$ 44.78

Requirements: Total Hourly Compensation: \$12.51
 Base Hourly Wage: \$10.88

BSSC Grant Recommended for Approval

\$75,000

Application Score

81

**BLUEGRASS STATE SKILLS CORPORATION
BOARD OF DIRECTORS**

BSSC SKILLS TRAINING INVESTMENT CREDIT REPORT

Date: May 29, 2019
Company: VASCOR, Ltd.
City: Georgetown **County:** Scott
Industry Sector: National/Regional Headquarters **BSSC #:** T19-22550
Bus. Devp. Contact: E. Bishop **OFS Staff:** K. Greenwell

Training Description:

VASCOR, Ltd., headquartered in Georgetown, is a third party logistics company and provider of quality inspection services for new vehicles. The training plan includes on-the-job training, new hire orientations, ELearning for soft skills, Management Fundamentals Certifications and internal certifications.

Training Details:

	Total Costs	50% of Total Costs
Classroom/OJT - In-House	\$ 50,684	\$ 25,342
Classroom/OJT - Consultant/Educational Institution	\$ 23,258	\$ 11,629
Instructional Materials & Supplies	\$ -	\$ -
Registered Apprenticeships	\$ -	\$ -
Total Costs	\$ 73,942	\$ 36,971

Number of Trainees

93

Employment & Wage Information:

Existing Employment	Projected New Employees
93	10

Average Hourly Wage	Total Hourly Compensation
\$ 33.17	\$ 44.78

Requirements: Total Hourly Compensation: \$12.51
Base Hourly Wage: \$10.88

BSSC Tax Credit Recommended for Approval

\$36,971

Application Score

81

**BLUEGRASS STATE SKILLS CORPORATION
BOARD OF DIRECTORS**

BSSC COMPETITIVE GRANT-IN-AID PROJECT REPORT

Date: May 29, 2019
Company: Toyotetsu America, Inc. dba Toyotetsu Mid America, LLC
City: Owensboro **County:** Daviess
Industry Sector: Manufacturing **BSSC #:** G19-22516
Bus. Devp. Contact: E. Bishop **OFS Staff:** K. Greenwell

Training Description:

Toyotetsu Mid America, LLC (TTMA) manufactures and assembles stamped and welded parts for the automotive industry. The training plan consists of on-the-job training for new hires and skilled trade training. The training program will include a mixture of classroom learning and hands on experience.

Training Details:

	Total Costs	50% of Total Costs
Classroom/OJT - In-House	\$ 417,856	\$ 208,928
Classroom/OJT - Consultant/Educational Institution	\$ -	\$ -
Instructional Materials & Supplies	\$ -	\$ -
Registered Apprenticeships	\$ -	\$ -
Total Costs	\$ 417,856	\$ 208,928

Number of Trainees

604

Employment & Wage Information:

Existing Employment	Projected New Employees
599	5

Average Hourly Wage	Total Hourly Compensation
\$ 26.00	\$ 32.00

Requirements:

Total Hourly Compensation: \$12.51
 Base Hourly Wage: \$10.88

BSSC Grant Recommended for Approval

\$75,000

Application Score

71

**BLUEGRASS STATE SKILLS CORPORATION
BOARD OF DIRECTORS**

BSSC SKILLS TRAINING INVESTMENT CREDIT REPORT

Date: May 29, 2019
Company: Toyotetsu America, Inc. dba Toyotetsu Mid America, LLC
City: Owensboro **County:** Daviess
Industry Sector: Manufacturing **BSSC #:** T19-22515
Bus. Devp. Contact: E. Bishop **OFS Staff:** K. Greenwell

Training Description:

Toyotetsu Mid America (TTMA) manufactures and assembles stamped and welded parts for the automotive industry. This application will include on-the-job training for current production team members, management staff and machine maintenance training, which will include a mixture of classroom and hands on experiences.

Training Details:

	Total Costs	50% of Total Costs
Classroom/OJT - In-House	\$ 503,760	\$ 251,880
Classroom/OJT - Consultant/Educational Institution	\$ -	\$ -
Instructional Materials & Supplies	\$ -	\$ -
Registered Apprenticeships	\$ -	\$ -
Total Costs	\$ 503,760	\$ 251,880

Number of Trainees

604

Employment & Wage Information:

Existing Employment	Projected New Employees
599	5

Average Hourly Wage	Total Hourly Compensation
\$ 26.00	\$ 32.00

Requirements: Total Hourly Compensation: \$12.51
Base Hourly Wage: \$10.88

BSSC Tax Credit Recommended for Approval

\$75,000

Application Score

71

Bluegrass State Skills Corporation

APPLICATIONS - STIC



Skills Training Investment Credit (STIC) Projects May 2019

Score	Eligible Company	City	Number of Trainees	Incentive Amount
81	VASCOR, Ltd.	Georgetown	93	\$36,971
76	Genova Products, Inc.	Paducah	45	\$67,000
75	The Bardstown Bourbon Company, LLC	Bardstown	51	\$28,000
75	Heaven Hill Distilleries, Inc. dba Heaven Hill, Inc.	Bardstown	530	\$75,000
73	Toyotomi America Corporation	Springfield	205	\$75,000
72	Altec, Inc. dba Altec Industries, Inc.	Elizabethtown	758	\$75,000
71	Toyotetsu America, Inc. dba Toyotetsu Mid America, LLC	Owensboro	604	\$75,000
71	Kentucky Cooperage LP, Ltd.	Lebanon	272	\$75,000
68	Best Buy Stores, L.P.	Brooks	461	\$75,000
9			3019	\$581,971
				FY 2018-19 Tax Credit Limit
				\$2,500,000
				Current FY Projected/ Approved Credits
				\$1,810,885
				Remaining Tax Credits
				\$689,115

Note: The tax credit amount will be equal to \$500 per employee, not to exceed the maximum approved tax credit of \$75,000 per company for each fiscal year. Per KRS 154.12-207, the maximum amount of credits that may be committed in each state fiscal year shall be capped at \$2,500,000.

**BLUEGRASS STATE SKILLS CORPORATION
BOARD OF DIRECTORS**

BSSC SKILLS TRAINING INVESTMENT CREDIT REPORT

Date: May 29, 2019
Company: The Bardstown Bourbon Company, LLC
City: Bardstown **County:** Nelson
Industry Sector: Manufacturing **BSSC #:** T19-22541
Bus. Devp. Contact: K. Slattery **OFS Staff:** C. Wingate

Training Description:

The Bardstown Bourbon Company, LLC is a distillery producing private label bourbon, as well as offering custom whiskey production through a Collaborative Distilling Program. The training plan consists of training on the new ERP system, new payroll and HR system, AutoCAD 501 Advanced Boot Camp, Agilent Infinity Series LC HPLC and Software, Intellect Controls, WARE Boiler, Moonshine University, Powered Industrial Trucks, and safety training.

Training Details:

Classroom/OJT - In-House
 Classroom/OJT - Consultant/Educational Institution
 Instructional Materials & Supplies
 Registered Apprenticeships
Total Costs

Total Costs	50% of Total Costs
\$ -	\$ -
\$ 135,740	\$ 67,870
\$ 5,500	\$ 2,750
\$ -	\$ -
\$ 141,240	\$ 70,620

Number of Trainees

51

Employment & Wage Information:

Existing Employment	Projected New Employees
56	4

Average Hourly Wage	Total Hourly Compensation
\$ 34.45	\$ 38.89

Requirements:

Total Hourly Compensation: \$12.51
 Base Hourly Wage: \$10.88

BSSC Tax Credit Recommended for Approval

\$28,000

Application Score

75

**BLUEGRASS STATE SKILLS CORPORATION
BOARD OF DIRECTORS
BSSC SKILLS TRAINING INVESTMENT CREDIT REPORT**

Date: May 29, 2019
Company: Toyotomi America Corporation
City: Springfield **County:** Washington
Industry Sector: Manufacturing **BSSC #:** T19-22506
Bus. Devp. Contact: K. Slattery **OFS Staff:** C. Wingate

Training Description:

Toyotomi America Corporation is an automotive manufacturer located in Springfield. The application includes training for various departments to stay current on existing programs or learn new processes, as well as in house training for safety and leadership.

Training Details:

	Total Costs	50% of Total Costs
Classroom/OJT - In-House	\$ 92,066	\$ 46,033
Classroom/OJT - Consultant/Educational Institution	\$ 45,217	\$ 22,609
Instructional Materials & Supplies	\$ -	\$ -
Registered Apprenticeships	\$ 20,000	\$ 10,000
Total Costs	\$ 157,284	\$ 78,642

Number of Trainees 205

Employment & Wage Information:

Existing Employment	Projected New Employees
443	20

Average Hourly Wage	Total Hourly Compensation
\$ 16.72	\$ 21.72

Requirements:

Total Hourly Compensation: \$12.51
Base Hourly Wage: \$10.88

BSSC Tax Credit Recommended for Approval **\$75,000**

Application Score 73

**BLUEGRASS STATE SKILLS CORPORATION
BOARD OF DIRECTORS**

BSSC SKILLS TRAINING INVESTMENT CREDIT REPORT

Date: May 29, 2019
Company: Heaven Hill Distilleries, Inc. dba Heaven Hill Inc.
City: Bardstown **County:** Nelson
Industry Sector: Manufacturing **BSSC #:** T19-22529
Bus. Devp. Contact: E. Bishop **OFS Staff:** K. Greenwell

Training Description:

Heaven Hill Distilleries, Inc. is the nation's second largest family-owned producer and marketer of distilled spirits. The training plan includes In-house training, on-the-job training and safety trainings, CI/Lean Manufacturing training, On-boarding training, Maintenance Certification training and Managers Leadership Training.

Training Details:

Classroom/OJT - In-House
 Classroom/OJT - Consultant/Educational Institution
 Instructional Materials & Supplies
 Registered Apprenticeships
Total Costs

	Total Costs	50% of Total Costs
\$	696,359	\$ align="right">348,180
\$	97,871	\$ align="right">48,936
\$	-	\$ align="right">-
\$	-	\$ align="right">-
\$	794,231	\$ align="right"> 397,115

Number of Trainees

530

Employment & Wage Information:

Existing Employment	Projected New Employees
530	50

Average Hourly Wage	Total Hourly Compensation
\$ align="right">30.97	\$ align="right">44.72

Requirements:

Total Hourly Compensation: \$12.51
 Base Hourly Wage: \$10.88

BSSC Tax Credit Recommended for Approval

\$75,000

Application Score

75

**BLUEGRASS STATE SKILLS CORPORATION
BOARD OF DIRECTORS**

BSSC SKILLS TRAINING INVESTMENT CREDIT REPORT

Date: May 29, 2019
Company: Best Buy Stores, L.P.
City: Brooks **County:** Bullitt
Industry Sector: Nonretail Service or Technology **BSSC #:** T19-22544
Bus. Devp. Contact: E. Bishop **OFS Staff:** K. Greenwell

Training Description:

Best Buy Stores, L.P. provides computer repair, parts distribution, warehousing, reclamation, rapid exchange, data recovery and refurbishment of consumer electronics equipment. The training provided will enhance technical product knowledge, further leadership and personal skills, and provide an understanding of Best Buy, it's business and the employee's role in the company. The training plan will include specific vendor training on the brands and products to be serviced (i.e. Apple, Microsoft, Samsung, etc.). Training will also be provided to develop future leaders within Geek Squad City via coaching, leadership and team development.

Training Details:

	Total Costs	50% of Total Costs
Classroom/OJT - In-House	\$ 241,974	\$ 120,987
Classroom/OJT - Consultant/Educational Institution	\$ -	\$ -
Instructional Materials & Supplies	\$ -	\$ -
Registered Apprenticeships	\$ -	\$ -
Total Costs	\$ 241,974	\$ 120,987

Number of Trainees

461

Employment & Wage Information:

Existing Employment	Projected New Employees
558	25

Average Hourly Wage	Total Hourly Compensation
\$ 16.77	\$ 19.16

Requirements: Total Hourly Compensation: \$12.51
Base Hourly Wage: \$10.88

BSSC Tax Credit Recommended for Approval

\$75,000

Application Score

68

Bluegrass State Skills Corporation

APPLICATIONS - COMMITMENT



**Commitment Grant-In-Aid (GIA) Project
May 2019**

Qualified Company	City	Number of Trainees	Incentive Amount
Piston Automotive LLC	Louisville	50	\$100,000
1 Project	Total		\$100,000.00

Commitment Balance	\$119,400.00
Current Approved Grant Amount	\$100,000.00
Remaining Commitment Balance	\$19,400.00

**BLUEGRASS STATE SKILLS CORPORATION
BOARD OF DIRECTORS**

BSSC COMMITMENT GRANT IN AID PROJECT REPORT

Date: May 29, 2019
Company: Piston Automotive LLC
City: Louisville **County:** Jefferson
Industry Sector: Manufacturing **BSSC #:** G19-22518
Bus. Devp. Contact: K. Slattery **OFS Staff:** C. Wingate

Training Description:

Piston Automotive LLC is the world's largest "value-add" assembly supplier for automotive OEMs. The company is expanding their operations in Louisville to begin production on a new module for Ford. The training on this application is for all new production associates, who must complete a 9-step training curriculum as a part of their onboarding.

Training Details:

	Total Costs	50% of Total Costs
Classroom/OJT - In-House	\$ 225,921	\$ 112,960
Classroom/OJT - Consultant/Educational Institution	\$ -	\$ -
Instructional Materials & Supplies	\$ -	\$ -
Train-the-Trainer Travel	\$ -	\$ -
Registered Apprenticeships	\$ -	\$ -
Total Costs	\$ 225,921	\$ 112,960

Number of Trainees

Employment & Wage Information:

Existing Employment	Projected New Employment
90	50

Average Hourly Wage	Total Hourly Compensation
\$ 16.70	\$ 22.06

Requirements:

Total Hourly Compensation: \$12.51
 Base Hourly Wage: \$10.88

BSSC Commitment Grant Recommended for Approval

Bluegrass State Skills Corporation

APPLICATIONS – STIC FINAL



Skills Training Investment Credit (STIC) Final Projects
May 2019

BSSC #	Eligible Company	City	Number of Trainees	Approved Incentive Amount	Final Incentive Amount
T18-21615	Jackson Purchase Medical Center	Mayfield	227	\$100,000.00	\$47,263.71
T18-21616	Lake Cumberland Regional Hospital	Somerset	675	\$100,000.00	\$82,008.83
T18-21622	AGC Glass Company North America	Richmond	145	\$79,500.00	\$74,000.00
T18-21738	Bluegrass Community Hospital	Versailles	51	\$31,500.00	\$6,529.77
T18-21755	Logan Memorial Hospital	Russellville	89	\$23,662.00	\$18,048.63
T18-21763	Spring View Hospital	Lebanon	120	\$59,616.00	\$22,542.67
T18-21764	Meadowview Regional Medical Center	Maysville	176	\$62,645.00	\$35,921.20
T18-21765	Bourbon Community Hospital	Paris	117	\$75,000.00	\$22,004.04
T18-21766	Clark Regional Medical Center	Winchester	283	\$100,000.00	\$36,314.81
T18-21839	Ingevity Virginia Corporation	Wickliffe	42	\$32,500.00	\$30,000.00
T18-21844	Ingram Barge Company LLC	Paducah	101	\$100,000.00	\$76,047.90
11	Total	2026	\$764,423.00	\$450,681.56	

Bluegrass State Skills Corporation

OLD BUSINESS

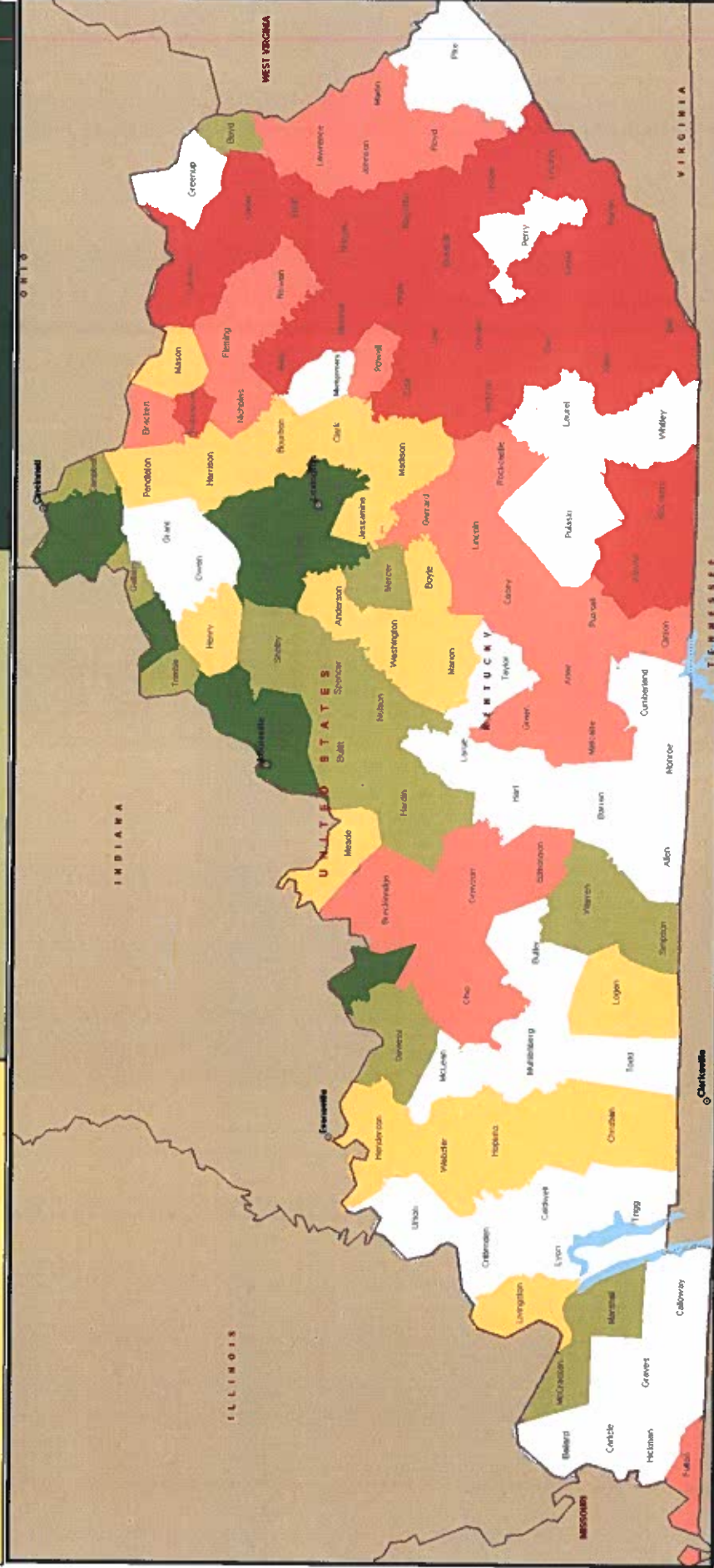


Bluegrass State Skills Corporation (BSSC) Socioeconomic Index: 2019

Bluegrass State Skills Corporation (BSSC) County Tiers

Average Kentucky County = 100.0 (BSSC) Socioeconomic Index

Tier 1 = 0 to 70 (23 Counties) 20 Points	Tier 2 = 70.01 to 80 (23 Counties) 17 Points	Tier 3 = 80.01 to 90 (30 Counties) 15 Points
Tier 4 = 90.01 to 100 (19 Counties) 10 Points	Tier 5 = 100.01 to 110 (15 Counties) 7 Points	Tier 6 = 110.01 or Higher (10 Counties) 5 Points



BSSC Index Components: High School Educational Attainment, 18 to 64 years in age (2013-2017), Average Annual Unemployment Rate (2016, 2017, and 2018), Per Capita Personal Income (2017), Average Annual Wages Per Worker (2017), Poverty Rates (2017), and Estimated Gross County Product Per Capita (2015).

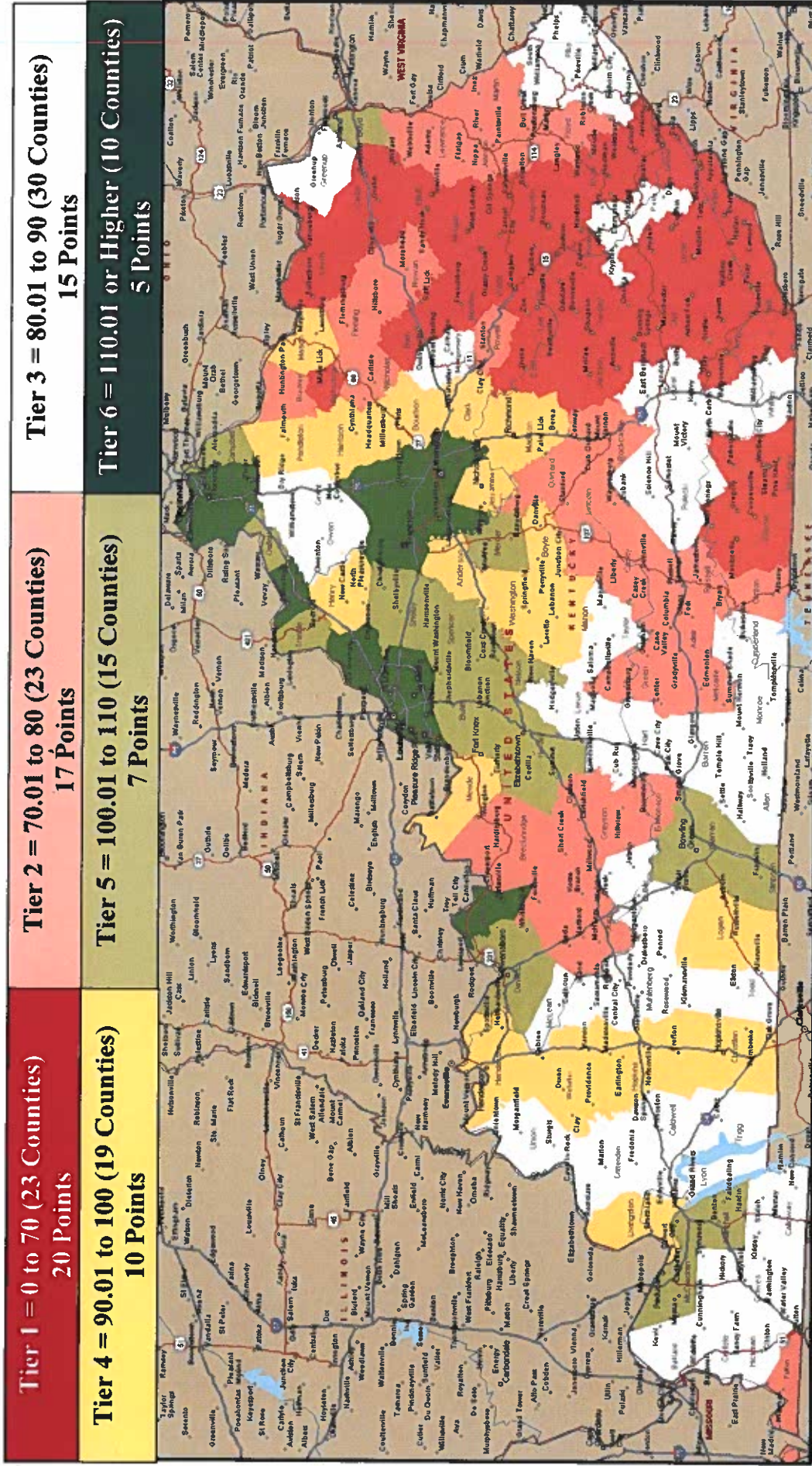
Note: BSSC Socioeconomic Index components are equally weighted.

Note: United States Average Index = 119.4 (Equivalent BSSC Socioeconomic Index: 2019)

Bluegrass State Skills Corporation (BSSC) Socioeconomic Index: 2019

Bluegrass State Skills Corporation (BSSC) County Tiers

Average Kentucky County = 100.0 (BSSC) Socioeconomic Index



BSSC Index Components: High School Educational Attainment, 18 to 64 years in age (2013-2017), Average Annual Unemployment Rate (2016, 2017, and 2018), Per Capita Personal Income (2017), Average Annual Wages Per Worker (2017), Poverty Rates (2017), and Estimated Gross County Product Per Capita (2015).

Note: BSSC Socioeconomic Index components are equally weighted.

Note: United States Average Index = 119.4 (Equivalent BSSC Socioeconomic Index: 2019)

Bluegrass State Skills Corporation (BSSC) Socioeconomic Index: 2019

Note: Tier 1 = Lowest BSSC Index (Highest Priority) and Tier 6 = Highest BSSC Index (Lowest Priority)

- Kentucky's Average BSSC Index = 100.0
- Higher Than 100.0 = Above the Kentucky Average in Performance
- Lower Than 100.0 = Below the Kentucky Average in Performance

BSSC Tier Priority	Total Index	Location	Adult Population High School Education or Higher: 2013 to 2017		Unemployment Rate Annual Averages (Population 18 to 64) 2015, 2016, and 2017		Per Capita Personal Income 2017		Annual Wage and Salary Per Worker 2017		Annual Average Poverty Rate 2017		Per Capita Gross Domestic Product By County: 2015	
			Percent	Index	Percent	Index	Income	Index	Wage	Index	Percent	Index	Value	Index
	119.4	United States	88.3%	100.6	4.4%	108.3	\$ 51,731	127.4	\$ 55,643	124.1	14.6%	125.3	\$ 56,803	130.9
	100.0	Kentucky	87.8%	100.0	4.8%	100.0	\$ 40,597	100.0	\$ 44,855	100.0	18.3%	100.0	\$ 43,384	100.0
Tier 1	56.0	Elliott	82.9%	94.5	10.5%	45.3	\$ 22,111	54.5	\$ 31,435	70.1	34.4%	53.2	\$ 7,949	18.3
Tier 1	56.7	Magoffin	77.1%	87.9	16.5%	28.9	\$ 29,243	72.0	\$ 28,514	63.6	28.6%	64.0	\$ 10,376	23.9
Tier 1	59.4	Wolfe	78.8%	89.7	9.0%	52.8	\$ 30,392	74.9	\$ 29,004	64.7	36.9%	49.6	\$ 10,622	24.5
Tier 1	60.3	Owsley	78.2%	89.1	8.4%	56.5	\$ 30,453	75.0	\$ 28,113	62.7	33.0%	55.5	\$ 10,078	23.2
Tier 1	60.9	Clay	67.4%	76.8	8.7%	54.6	\$ 29,924	73.7	\$ 36,074	80.4	39.5%	46.3	\$ 14,510	33.4
Tier 1	61.4	Jackson	79.0%	90.0	7.8%	60.9	\$ 27,814	68.5	\$ 31,416	70.0	33.0%	55.5	\$ 10,115	23.3
Tier 1	61.6	McCreary	78.3%	89.2	7.1%	67.1	\$ 24,937	61.4	\$ 35,523	79.2	41.0%	44.6	\$ 12,093	27.9
Tier 1	61.9	Knott	77.7%	88.5	9.0%	52.8	\$ 29,691	73.1	\$ 31,588	70.4	32.6%	56.1	\$ 13,078	30.1
Tier 1	61.9	Leslie	74.9%	85.4	10.3%	46.3	\$ 31,386	77.3	\$ 36,531	81.4	34.5%	53.0	\$ 12,125	27.9
Tier 1	63.7	Knox	73.6%	83.9	7.3%	65.6	\$ 28,555	70.3	\$ 32,387	72.2	34.7%	52.7	\$ 16,279	37.5
Tier 1	63.8	Letcher	79.0%	90.0	9.5%	50.4	\$ 29,549	72.8	\$ 34,064	75.9	30.5%	60.0	\$ 14,533	33.5
Tier 1	64.1	Lewis	79.8%	90.9	9.2%	51.8	\$ 29,716	73.2	\$ 31,665	70.6	26.1%	70.1	\$ 12,040	27.8
Tier 1	64.2	Harlan	75.8%	86.3	10.2%	46.7	\$ 29,428	72.5	\$ 35,142	78.3	35.6%	51.4	\$ 21,549	49.7
Tier 1	64.2	Bell	71.1%	81.0	7.8%	61.1	\$ 28,395	69.9	\$ 33,690	75.1	38.0%	48.2	\$ 21,584	49.7
Tier 1	64.3	Breathitt	76.5%	87.2	8.7%	55.0	\$ 32,512	80.1	\$ 34,480	76.9	36.0%	50.8	\$ 15,633	36.0
Tier 1	64.5	Robertson	78.0%	88.9	5.8%	82.7	\$ 31,885	78.5	\$ 25,772	57.5	30.4%	60.2	\$ 8,452	19.5
Tier 1	66.0	Lee	75.7%	86.3	8.2%	57.9	\$ 31,422	77.4	\$ 35,252	78.6	32.7%	56.0	\$ 17,350	40.0
Tier 1	67.8	Menifee	83.6%	95.2	8.4%	57.0	\$ 29,337	72.3	\$ 30,825	68.7	20.1%	91.0	\$ 9,799	22.6
Tier 1	67.9	Wayne	80.2%	91.4	7.5%	63.6	\$ 27,494	67.7	\$ 30,824	68.7	23.2%	78.9	\$ 16,090	37.1
Tier 1	68.0	Morgan	78.9%	89.8	7.3%	65.6	\$ 26,707	65.8	\$ 33,932	75.6	25.6%	71.5	\$ 17,239	39.7
Tier 1	68.3	Bath	80.8%	92.1	7.3%	65.0	\$ 29,669	73.1	\$ 34,459	76.8	24.0%	76.3	\$ 11,469	26.4
Tier 1	68.5	Carter	85.4%	97.3	9.9%	48.1	\$ 29,783	73.4	\$ 32,403	72.2	21.5%	85.1	\$ 15,040	34.7
Tier 1	68.9	Estill	81.8%	93.2	5.8%	82.2	\$ 30,713	75.7	\$ 33,623	75.0	30.4%	60.2	\$ 11,821	27.2
Tier 2	70.3	Johnson	84.1%	95.8	8.7%	55.0	\$ 32,255	79.5	\$ 33,226	74.1	24.1%	75.9	\$ 18,068	41.6

BSSC Tier Priority	Total Index	Location	Adult Population High School Education or Higher: 2013 to 2017		Unemployment Rate Annual Averages (Population 18 to 64) 2015, 2016, and 2017		Per Capita Personal Income 2017		Annual Wage and Salary Per Worker 2017		Annual Average Poverty Rate 2017		Per Capita Gross Domestic Product By County: 2015	
			Percent	Index	Percent	Index	Income	Index	Wage	Index	Percent	Index	Value	Index
	119.4	United States	88.3%	100.6	4.4%	108.3	\$ 51,731	127.4	\$ 55,643	124.1	14.6%	125.3	\$ 56,803	130.9
	100.0	Kentucky	87.8%	100.0	4.8%	100.0	\$ 40,597	100.0	\$ 44,855	100.0	18.3%	100.0	\$ 43,384	100.0
Tier 2	70.4	Nicholas	82.6%	94.1	5.3%	89.4	\$ 33,170	81.7	\$ 29,657	66.1	27.8%	65.8	\$ 10,912	25.2
Tier 2	70.8	Powell	80.9%	92.1	6.6%	71.9	\$ 31,120	76.7	\$ 30,991	69.1	24.1%	75.9	\$ 17,081	39.4
Tier 2	71.1	Lawrence	81.8%	93.2	9.1%	52.4	\$ 30,585	75.3	\$ 35,391	78.9	24.5%	74.7	\$ 22,586	52.1
Tier 2	73.0	Floyd	80.2%	91.3	8.8%	54.2	\$ 35,137	86.6	\$ 39,006	87.0	30.7%	59.6	\$ 25,821	59.5
Tier 2	73.4	Lincoln	82.7%	94.2	5.6%	85.1	\$ 30,353	74.8	\$ 31,943	71.2	23.8%	76.9	\$ 16,657	38.4
Tier 2	73.6	Adair	84.1%	95.8	6.0%	79.9	\$ 29,562	72.8	\$ 30,007	66.9	21.5%	85.1	\$ 17,895	41.2
Tier 2	73.8	Casey	80.9%	92.2	4.8%	98.6	\$ 30,446	75.0	\$ 30,769	68.6	26.6%	68.8	\$ 17,236	39.7
Tier 2	73.9	Martin	79.9%	91.0	8.2%	58.1	\$ 28,740	70.8	\$ 43,578	97.2	29.8%	61.4	\$ 28,144	64.9
Tier 2	74.0	Edmonson	85.7%	97.6	5.8%	81.7	\$ 31,494	77.6	\$ 32,163	71.7	20.0%	91.5	\$ 10,421	24.0
Tier 2	74.1	Russell	81.7%	93.1	7.2%	66.5	\$ 32,691	80.5	\$ 30,681	68.4	25.3%	72.3	\$ 27,612	63.6
Tier 2	74.2	Rockcastle	84.0%	95.8	5.7%	84.1	\$ 30,151	74.3	\$ 33,099	73.8	21.0%	87.1	\$ 13,158	30.3
Tier 2	75.6	Clinton	77.7%	88.5	6.6%	72.6	\$ 30,180	74.3	\$ 29,749	66.3	20.0%	91.5	\$ 26,151	60.3
Tier 2	76.5	Grayson	82.7%	94.3	5.9%	80.3	\$ 32,168	79.2	\$ 33,991	75.8	25.7%	71.2	\$ 25,112	57.9
Tier 2	77.0	Fleming	81.3%	92.7	5.9%	80.3	\$ 32,313	79.6	\$ 32,890	73.3	19.5%	93.8	\$ 18,369	42.3
Tier 2	77.2	Bracken	86.7%	98.8	5.6%	85.1	\$ 34,728	85.5	\$ 35,156	78.4	21.4%	85.5	\$ 12,990	29.9
Tier 2	77.2	Rowan	88.7%	101.0	5.7%	84.1	\$ 29,866	73.6	\$ 33,281	74.2	26.7%	68.5	\$ 26,862	61.9
Tier 2	78.4	Fulton	80.7%	91.9	6.7%	71.1	\$ 32,258	79.5	\$ 34,188	76.2	25.3%	72.3	\$ 34,410	79.3
Tier 2	78.4	Green	79.7%	90.8	4.5%	105.9	\$ 33,798	83.3	\$ 28,958	64.6	19.0%	96.3	\$ 12,909	29.8
Tier 2	78.5	Breckinridge	83.1%	94.7	5.9%	80.8	\$ 33,214	81.8	\$ 31,712	70.7	17.7%	103.4	\$ 17,232	39.7
Tier 2	79.1	Metcalf	84.2%	95.9	4.3%	111.7	\$ 30,387	74.9	\$ 32,721	72.9	23.1%	79.2	\$ 17,470	40.3
Tier 2	79.4	Garrard	82.4%	93.9	4.7%	100.7	\$ 33,289	82.0	\$ 32,435	72.3	18.2%	100.5	\$ 11,610	26.8
Tier 2	79.6	Ohio	84.2%	95.9	6.3%	76.1	\$ 31,431	77.4	\$ 33,422	74.5	21.3%	85.9	\$ 29,460	67.9
Tier 3	80.2	Cumberland	83.8%	95.5	5.2%	92.3	\$ 33,786	83.2	\$ 35,972	80.2	20.7%	88.4	\$ 18,119	41.8
Tier 3	80.7	Butler	83.1%	94.7	5.3%	89.9	\$ 33,562	82.7	\$ 33,957	75.7	22.0%	83.2	\$ 25,147	58.0
Tier 3	80.7	Hart	77.6%	88.4	4.4%	107.5	\$ 31,319	77.1	\$ 32,901	73.3	23.1%	79.2	\$ 25,483	58.7
Tier 3	80.8	Perry	80.2%	91.4	8.5%	56.1	\$ 36,890	90.9	\$ 37,545	83.7	26.2%	69.8	\$ 40,259	92.8
Tier 3	80.8	Crittenden	84.7%	96.5	5.3%	89.4	\$ 33,425	82.3	\$ 30,424	67.8	17.7%	103.4	\$ 19,669	45.3
Tier 3	82.3	Monroe	83.2%	94.8	4.1%	116.3	\$ 34,888	85.9	\$ 30,904	68.9	23.5%	77.9	\$ 21,781	50.2
Tier 3	82.6	Laurel	83.8%	95.4	5.7%	83.1	\$ 33,096	81.5	\$ 35,551	79.3	24.6%	74.4	\$ 35,454	81.7
Tier 3	83.0	Allen	82.3%	93.7	4.0%	118.2	\$ 31,222	76.9	\$ 33,339	74.3	20.0%	91.5	\$ 18,848	43.4

BSSC Tier Priority	Total Index	Location	Adult Population High School Education or Higher: 2013 to 2017		Unemployment Rate Annual Averages (Population 18 to 64) 2015, 2016, and 2017		Per Capita Personal Income 2017		Annual Wage and Salary Per Worker 2017		Annual Average Poverty Rate 2017		Per Capita Gross Domestic Product By County: 2015	
			Percent	Index	Percent	Index	Income	Index	Wage	Index	Percent	Index	Value	Index
	119.4	United States	88.3%	100.6	4.4%	108.3	\$ 51,731	127.4	\$ 55,643	124.1	14.6%	125.3	\$ 56,803	130.9
	100.0	Kentucky	87.8%	100.0	4.8%	100.0	\$ 40,597	100.0	\$ 44,855	100.0	18.3%	100.0	\$ 43,384	100.0
Tier 3	83.2	Pulaski	85.5%	97.4	5.4%	87.7	\$ 35,382	87.2	\$ 35,254	78.6	25.2%	72.6	\$ 32,973	76.0
Tier 3	83.4	Pike	80.5%	91.7	8.2%	57.9	\$ 34,951	86.1	\$ 42,290	94.3	26.4%	69.3	\$ 43,818	101.0
Tier 3	83.6	Montgomery	85.2%	97.0	6.4%	74.5	\$ 33,733	83.1	\$ 38,951	86.8	23.0%	79.6	\$ 34,873	80.4
Tier 3	83.8	Todd	81.7%	93.1	4.2%	112.6	\$ 35,889	88.4	\$ 30,014	66.9	20.1%	91.0	\$ 21,921	50.5
Tier 3	83.9	Grant	84.4%	96.2	4.7%	101.4	\$ 34,322	84.5	\$ 40,301	89.8	21.5%	85.1	\$ 20,205	46.6
Tier 3	84.2	Greenup	90.3%	102.9	7.7%	62.2	\$ 38,285	94.3	\$ 40,516	90.3	16.5%	110.9	\$ 19,371	44.6
Tier 3	84.5	Larue	86.9%	99.0	4.6%	103.6	\$ 35,275	86.9	\$ 31,648	70.6	15.8%	115.8	\$ 13,492	31.1
Tier 3	84.8	Graves	86.0%	98.0	5.8%	82.7	\$ 36,685	90.4	\$ 35,813	79.8	19.2%	95.3	\$ 27,225	62.8
Tier 3	85.1	Owen	85.1%	97.0	4.5%	105.1	\$ 32,578	80.2	\$ 36,997	82.5	16.7%	109.6	\$ 15,579	35.9
Tier 3	85.1	Barren	84.6%	96.4	4.6%	104.4	\$ 35,184	86.7	\$ 35,426	79.0	22.9%	79.9	\$ 27,964	64.5
Tier 3	85.4	Taylor	87.7%	100.0	4.6%	104.4	\$ 34,074	83.9	\$ 33,305	74.2	23.1%	79.2	\$ 30,528	70.4
Tier 3	85.6	Trigg	87.9%	100.2	5.4%	88.8	\$ 36,130	89.0	\$ 32,654	72.8	15.8%	115.8	\$ 20,391	47.0
Tier 3	86.1	Caldwell	92.0%	104.8	5.2%	92.3	\$ 33,824	83.3	\$ 34,067	75.9	17.5%	104.6	\$ 24,061	55.5
Tier 3	86.1	Lyon	86.2%	98.2	5.6%	85.1	\$ 34,043	83.9	\$ 31,353	69.9	14.1%	129.8	\$ 21,592	49.8
Tier 3	86.4	Union	86.7%	98.8	6.0%	79.9	\$ 31,514	77.6	\$ 42,164	94.0	22.9%	79.9	\$ 38,170	88.0
Tier 3	87.1	McLean	86.3%	98.3	5.1%	94.1	\$ 38,530	94.9	\$ 37,311	83.2	19.2%	95.3	\$ 24,695	56.9
Tier 3	87.3	Whitley	84.0%	95.7	5.8%	82.2	\$ 32,130	79.1	\$ 37,714	84.1	25.2%	72.6	\$ 47,752	110.1
Tier 3	88.7	Hickman	80.5%	91.7	6.4%	74.5	\$ 40,895	100.7	\$ 30,908	68.9	14.8%	123.6	\$ 31,431	72.4
Tier 3	88.7	Calloway	92.7%	105.7	4.3%	110.9	\$ 34,273	84.4	\$ 33,497	74.7	22.4%	81.7	\$ 32,562	75.1
Tier 3	88.8	Muhlenberg	82.5%	94.0	7.0%	67.8	\$ 33,570	82.7	\$ 43,340	96.6	20.5%	89.3	\$ 44,391	102.3
Tier 3	88.9	Carlisle	84.8%	96.7	6.1%	78.1	\$ 42,704	105.2	\$ 47,583	106.1	18.2%	100.5	\$ 34,908	80.5
Tier 3	88.9	Ballard	88.3%	100.6	7.9%	60.6	\$ 36,849	90.8	\$ 39,250	87.5	16.4%	111.6	\$ 32,360	74.6
Tier 4	90.2	Harrison	85.8%	97.7	4.5%	106.7	\$ 33,751	83.1	\$ 39,250	87.5	16.4%	111.6	\$ 23,677	54.6
Tier 4	90.3	Henry	84.9%	96.8	4.0%	118.2	\$ 36,539	90.0	\$ 35,355	78.8	18.2%	100.5	\$ 25,057	57.8
Tier 4	91.5	Meade	89.0%	101.4	5.0%	95.3	\$ 38,225	94.2	\$ 36,453	81.3	13.1%	139.7	\$ 16,006	36.9
Tier 4	92.4	Madison	91.5%	104.2	4.1%	115.3	\$ 34,342	84.6	\$ 38,433	85.7	19.5%	93.8	\$ 30,603	70.5
Tier 4	92.6	Washington	87.5%	99.6	4.1%	117.2	\$ 35,750	88.1	\$ 38,107	85.0	17.0%	107.6	\$ 25,103	57.9
Tier 4	93.0	Livingston	85.7%	97.7	7.2%	66.2	\$ 36,412	89.7	\$ 42,796	95.4	16.2%	113.0	\$ 41,621	95.9
Tier 4	94.2	Hopkins	88.2%	100.5	5.1%	94.1	\$ 38,097	93.8	\$ 40,836	91.0	17.2%	106.4	\$ 34,567	79.7
Tier 4	94.5	Marion	84.8%	96.6	4.1%	116.3	\$ 34,418	84.8	\$ 39,142	87.3	18.4%	99.5	\$ 35,975	82.9

BSSC Tier Priority	Total Index	Location	Adult Population High School Education or Higher: 2013 to 2017		Unemployment Rate Annual Averages (Population 18 to 64) 2015, 2016, and 2017		Per Capita Personal Income 2017		Annual Wage and Salary Per Worker 2017		Annual Average Poverty Rate 2017		Per Capita Gross Domestic Product By County: 2015	
			Percent	Index	Percent	Index	Income	Index	Wage	Index	Percent	Index	Value	Index
	119.4	United States	88.3%	100.6	4.4%	108.3	\$ 51,731	127.4	\$ 55,643	124.1	14.6%	125.3	\$ 56,803	130.9
	100.0	Kentucky	87.8%	100.0	4.8%	100.0	\$ 40,597	100.0	\$ 44,855	100.0	18.3%	100.0	\$ 43,384	100.0
Tier 4	95.1	Pendleton	85.2%	97.1	4.5%	105.1	\$ 44,376	109.3	\$ 38,326	85.4	15.1%	121.2	\$ 22,756	52.5
Tier 4	95.9	Webster	82.7%	94.2	5.2%	92.3	\$ 39,143	96.4	\$ 47,661	106.3	21.4%	85.5	\$ 43,778	100.9
Tier 4	96.4	Bourbon	86.0%	97.9	4.5%	106.7	\$ 43,186	106.4	\$ 38,837	86.6	16.6%	110.2	\$ 30,662	70.7
Tier 4	96.6	Christian	88.3%	100.7	5.9%	81.3	\$ 37,622	92.7	\$ 51,880	115.7	19.7%	92.9	-	-
Tier 4	97.0	Boyle	90.8%	103.5	4.8%	98.6	\$ 36,312	89.4	\$ 39,230	87.5	15.5%	118.1	\$ 36,893	85.0
Tier 4	97.2	Jessamine	87.0%	99.1	3.8%	125.4	\$ 43,317	106.7	\$ 38,088	84.9	18.0%	101.7	\$ 28,454	65.6
Tier 4	98.0	Mason	87.9%	100.2	6.0%	79.0	\$ 39,056	96.2	\$ 39,239	87.5	18.0%	101.7	\$ 53,579	123.5
Tier 4	98.1	Logan	85.7%	97.6	4.2%	112.6	\$ 34,478	84.9	\$ 42,944	95.7	17.4%	105.2	\$ 40,162	92.6
Tier 4	98.5	Henderson	87.9%	100.1	4.4%	108.3	\$ 38,069	93.8	\$ 41,766	93.1	19.3%	94.8	\$ 43,695	100.7
Tier 4	98.6	Clark	88.8%	101.2	4.5%	105.1	\$ 38,608	95.1	\$ 40,902	91.2	15.0%	122.0	\$ 33,434	77.1
Tier 4	99.2	Anderson	89.2%	101.6	3.9%	121.2	\$ 38,407	94.6	\$ 35,906	80.0	12.0%	152.5	\$ 19,544	45.0
Tier 5	100.2	Mercer	86.8%	98.9	4.8%	100.0	\$ 36,079	88.9	\$ 46,283	103.2	16.7%	109.6	\$ 43,614	100.5
Tier 5	100.7	Simpson	87.1%	99.2	4.3%	110.0	\$ 37,491	92.3	\$ 39,812	88.8	17.4%	105.2	\$ 47,205	108.8
Tier 5	101.3	Trimble	84.0%	95.7	4.9%	97.3	\$ 35,041	86.3	\$ 45,308	101.0	15.2%	120.4	\$ 46,396	106.9
Tier 5	102.0	Gallatin	82.6%	94.1	4.5%	105.1	\$ 30,286	74.6	\$ 45,736	102.0	13.4%	136.6	\$ 43,107	99.4
Tier 5	103.0	Warren	91.0%	103.6	3.9%	122.2	\$ 36,957	91.0	\$ 41,149	91.7	18.0%	101.7	\$ 46,728	107.7
Tier 5	103.2	Daviess	90.5%	103.1	4.3%	110.9	\$ 39,933	98.4	\$ 40,797	91.0	15.8%	115.8	\$ 43,374	100.0
Tier 5	105.3	Boyd	90.3%	102.9	7.1%	67.1	\$ 36,954	91.0	\$ 45,618	101.7	19.3%	94.8	\$ 75,665	174.4
Tier 5	105.9	Bullitt	89.9%	102.5	4.2%	114.4	\$ 39,440	97.2	\$ 36,756	81.9	10.2%	179.4	\$ 26,116	60.2
Tier 5	106.4	Marshall	88.3%	100.6	5.7%	83.6	\$ 39,039	96.2	\$ 48,065	107.2	10.8%	169.4	\$ 35,326	81.4
Tier 5	106.6	McCracken	89.7%	102.2	5.8%	81.7	\$ 48,797	120.2	\$ 42,144	94.0	17.1%	107.0	\$ 58,358	134.5
Tier 5	106.7	Campbell	91.9%	104.7	3.7%	130.0	\$ 46,127	113.6	\$ 43,165	96.2	14.2%	128.9	\$ 28,867	66.5
Tier 5	107.8	Shelby	86.1%	98.1	3.6%	133.6	\$ 42,855	105.6	\$ 38,909	86.7	12.4%	147.6	\$ 32,580	75.1
Tier 5	107.9	Nelson	92.3%	105.1	4.4%	107.5	\$ 41,941	103.3	\$ 40,171	89.6	11.4%	160.5	\$ 35,294	81.4
Tier 5	108.3	Spencer	90.7%	103.3	3.8%	126.5	\$ 42,448	104.6	\$ 35,659	79.5	8.7%	210.3	\$ 11,172	25.8
Tier 5	109.5	Hardin	92.4%	105.3	4.4%	108.3	\$ 42,204	104.0	\$ 45,492	101.4	14.2%	128.9	\$ 47,354	109.1
Tier 6	110.5	Woodford	89.0%	101.4	3.2%	149.0	\$ 48,906	120.5	\$ 40,409	90.1	14.5%	126.2	\$ 32,838	75.7
Tier 6	118.0	Carroll	80.0%	91.2	4.6%	103.6	\$ 34,715	85.5	\$ 54,095	120.6	27.7%	66.1	\$ 104,493	240.9
Tier 6	118.2	Fayette	91.7%	104.5	3.5%	134.9	\$ 46,753	115.2	\$ 47,021	104.8	18.6%	98.4	\$ 65,759	151.6
Tier 6	119.2	Kenton	90.1%	102.6	3.8%	124.3	\$ 55,214	136.0	\$ 52,738	117.6	12.9%	141.9	\$ 40,368	93.0

BSSC Tier Priority	Total Index	Location	Adult Population High School Education or Higher: 2013 to 2017		Unemployment Rate Annual Averages (Population 18 to 64) 2015, 2016, and 2017		Per Capita Personal Income 2017		Annual Wage and Salary Per Worker 2017		Annual Average Poverty Rate 2017		Per Capita Gross Domestic Product By County: 2015	
			Percent	Index	Percent	Index	Income	Index	Wage	Index	Percent	Index	Value	Index
	119.4	United States	88.3%	100.6	4.4%	108.3	\$ 51,731	127.4	\$ 55,643	124.1	14.6%	125.3	\$ 56,803	130.9
	100.0	Kentucky	87.8%	100.0	4.8%	100.0	\$ 40,597	100.0	\$ 44,855	100.0	18.3%	100.0	\$ 43,384	100.0
Tier 6	122.7	Scott	91.3%	104.0	3.6%	132.4	\$ 42,144	103.8	\$ 52,905	117.9	11.5%	159.1	\$ 51,543	118.8
Tier 6	122.7	Jefferson	90.6%	103.3	4.3%	110.9	\$ 49,034	120.8	\$ 53,450	119.2	15.0%	122.0	\$ 69,449	160.1
Tier 6	126.3	Franklin	87.9%	100.2	4.0%	120.2	\$ 41,312	101.8	\$ 42,064	93.8	13.1%	139.7	\$ 87,681	202.1
Tier 6	127.9	Hancock	89.5%	102.0	4.9%	97.3	\$ 34,159	84.1	\$ 64,107	142.9	15.7%	116.6	\$ 97,416	224.5
Tier 6	139.8	Boone	93.5%	106.5	3.7%	128.8	\$ 45,358	111.7	\$ 46,985	104.7	7.6%	240.8	\$ 63,428	146.2
Tier 6	145.1	Oldham	92.9%	105.8	3.4%	140.2	\$ 59,412	146.3	\$ 44,134	98.4	5.6%	326.8	\$ 23,131	53.3

High School Education or Higher Level of Education: 2013 to 2017 – Source: United States. Census Bureau, American Community Survey, 5-Year Estimates. Updated every year. <http://factfinder2.census.gov>. Educational attainment – 18 years to 64 years of age - percent high school graduate or higher.

Annual Average Unemployment Rate: 2016-2018 – Source: Employment data provided by Kentucky Education Cabinet, Office of Employment and Training, <http://www.oet.ky.gov/>. Note: Based on a three (3) year aggregation of the data.

Per Capita Personal Income: 2017 – Source: United States Department of Commerce, Bureau of Economic Analysis, Economics and Statistics Administration, Regional Economic Information System. CA1-3 Personal income summary, Per capita personal income (dollars) by County <http://www.bea.gov/>.

Annual Average Wage and Salary Per Worker 2017 – Source: United States Department of Commerce, Bureau of Economic Analysis, Economics and Statistics Administration, Regional Economic Information System, CAINC5N Personal Income by Major Component and Earnings and CAEMP25N Total Full-Time and Part-Time Employment, average wage per job (dollars) by County <http://www.bea.gov/>.

County Estimates for People of All Ages in Poverty for Kentucky: 2017- Source: Estimated Number and Percent of People of all Ages in Poverty by County: 2013-2017 American Fact Finder, Poverty Estimate in the past 12-months, 5-Year Estimates, United States Census Bureau. <http://www.census.gov/did/www/saipe/>.

Gross Domestic Product by County: 2015 – Source: Derived from data provided by the United States Bureau of Economic Analysis, Prototype Gross Domestic Product by County, 2015, Local Area Gross Domestic Product, Current Release: December 12, 2018, <https://www.bea.gov/data/gdp/gdp-county>. Population: CAINCI Personal Income Summary: Personal Income, Population, Per Capita Personal Income. <http://www.bea.gov/>.

- Note: The BSSC index for Christian County has been modified. The Christian County index excludes per capita GDP. The exclusion of per capita GDP reflects the unique nature of Fort Campbell and the difficulty of measuring the actual GDP (localized county impact) when considering deployed military personnel.

**Bluegrass State Skills Corporation (BSSC) Socioeconomic Index
Comparison 2018 with 2019**

2018		Area	2019		Change (2019)
-	119.0	United States	-	119.4	-
-	100.0	Kentucky	-	100.0	-
Tier 1	69.4	Adair	Tier 2	73.6	Up
Tier 3	84.3	Allen	Tier 3	83.0	Unchanged
Tier 5	106.9	Anderson	Tier 4	99.2	Down
Tier 4	90.5	Ballard	Tier 3	88.9	Down
Tier 3	88.6	Barren	Tier 3	85.1	Unchanged
Tier 1	68.6	Bath	Tier 1	68.3	Unchanged
Tier 1	67.5	Bell	Tier 1	64.2	Unchanged
Tier 6	142	Boone	Tier 6	139.8	Unchanged
Tier 4	94.9	Bourbon	Tier 4	96.4	Unchanged
Tier 5	101.8	Boyd	Tier 5	105.3	Unchanged
Tier 4	97.1	Boyle	Tier 4	97.0	Unchanged
Tier 3	82.5	Bracken	Tier 2	77.2	Down
Tier 1	65.1	Breathitt	Tier 1	64.3	Unchanged
Tier 2	77.6	Breckinridge	Tier 2	78.5	Unchanged
Tier 5	105.9	Bullitt	Tier 5	105.9	Unchanged
Tier 3	82.2	Butler	Tier 3	80.7	Unchanged
Tier 3	82.3	Caldwell	Tier 3	86.1	Unchanged
Tier 3	88.9	Calloway	Tier 3	88.7	Unchanged
Tier 6	110.7	Campbell	Tier 5	106.7	Down
Tier 4	97.2	Carlisle	Tier 3	88.9	Down
Tier 5	107.3	Carroll	Tier 6	118.0	Up
Tier 1	70	Carter	Tier 1	68.5	Unchanged
Tier 2	74.5	Casey	Tier 2	73.8	Unchanged
Tier 4	96.4	Christian	Tier 4	96.6	Unchanged
Tier 4	99.9	Clark	Tier 4	98.6	Unchanged
Tier 1	60.7	Clay	Tier 1	60.9	Unchanged
Tier 2	70.9	Clinton	Tier 2	75.6	Unchanged
Tier 3	82.8	Crittenden	Tier 3	80.8	Unchanged
Tier 2	76.8	Cumberland	Tier 3	80.2	Up
Tier 5	104.2	Daviess	Tier 5	103.2	Unchanged
Tier 2	72.7	Edmonson	Tier 2	74.0	Unchanged
Tier 1	58.3	Elliott	Tier 1	56.0	Unchanged
Tier 2	71.9	Estill	Tier 1	68.9	Down
Tier 6	117.9	Fayette	Tier 6	118.2	Unchanged
Tier 2	76	Fleming	Tier 2	77.0	Unchanged
Tier 2	74.9	Floyd	Tier 2	73.0	Unchanged
Tier 6	115.8	Franklin	Tier 6	126.3	Unchanged
Tier 2	75.9	Fulton	Tier 2	78.4	Unchanged
Tier 4	96.7	Gallatin	Tier 5	102.0	Up
Tier 3	82.1	Garrard	Tier 2	79.4	Down
Tier 3	88.9	Grant	Tier 3	83.9	Unchanged
Tier 3	83.8	Graves	Tier 3	84.8	Unchanged
Tier 2	77.9	Grayson	Tier 2	76.5	Unchanged
Tier 2	79.1	Green	Tier 2	78.4	Unchanged

Kentucky Cabinet for Economic Development
Office of Workforce, Community Development, and Research

2018		Area	2019		Change (2019)
Tier 3	85.2	Greenup	Tier 3	84.2	Unchanged
Tier 6	129.9	Hancock	Tier 6	127.9	Unchanged
Tier 6	110.6	Hardin	Tier 5	109.5	Down
Tier 1	62.6	Harlan	Tier 1	64.2	Unchanged
Tier 4	94.3	Harrison	Tier 4	90.2	Unchanged
Tier 3	82.3	Hart	Tier 3	80.7	Unchanged
Tier 4	99.6	Henderson	Tier 4	98.5	Unchanged
Tier 3	87.3	Henry	Tier 4	90.3	Up
Tier 2	80	Hickman	Tier 3	88.7	Up
Tier 4	94.7	Hopkins	Tier 4	94.2	Unchanged
Tier 1	63.6	Jackson	Tier 1	61.4	Unchanged
Tier 6	124.9	Jefferson	Tier 6	122.7	Unchanged
Tier 4	100	Jessamine	Tier 4	97.2	Unchanged
Tier 2	70.8	Johnson	Tier 2	70.3	Unchanged
Tier 6	121.2	Kenton	Tier 6	119.2	Unchanged
Tier 1	60.3	Knott	Tier 1	61.9	Unchanged
Tier 1	64.3	Knox	Tier 1	63.7	Unchanged
Tier 3	84.9	Larue	Tier 3	84.5	Unchanged
Tier 3	83.4	Laurel	Tier 3	82.6	Unchanged
Tier 1	68.7	Lawrence	Tier 2	71.1	Up
Tier 1	64.2	Lee	Tier 1	66.0	Unchanged
Tier 1	62.9	Leslie	Tier 1	61.9	Unchanged
Tier 1	64.4	Letcher	Tier 1	63.8	Unchanged
Tier 1	65	Lewis	Tier 1	64.1	Unchanged
Tier 2	73	Lincoln	Tier 2	73.4	Unchanged
Tier 4	91.9	Livingston	Tier 4	93.0	Unchanged
Tier 4	97.3	Logan	Tier 4	98.1	Unchanged
Tier 3	83.3	Lyon	Tier 3	86.1	Unchanged
Tier 4	92.2	Madison	Tier 4	92.4	Unchanged
Tier 1	54.1	Magoffin	Tier 1	56.7	Unchanged
Tier 4	97.2	Marion	Tier 4	94.5	Unchanged
Tier 5	106	Marshall	Tier 5	106.4	Unchanged
Tier 1	68	Martin	Tier 2	73.9	Up
Tier 4	93.7	Mason	Tier 4	98.0	Unchanged
Tier 5	105.1	McCracken	Tier 5	106.6	Unchanged
Tier 1	62.4	McCreary	Tier 1	61.6	Unchanged
Tier 3	89.7	McLean	Tier 3	87.1	Unchanged
Tier 4	91.6	Meade	Tier 4	91.5	Unchanged
Tier 1	66.4	Menifee	Tier 1	67.8	Unchanged
Tier 5	103.9	Mercer	Tier 5	100.2	Unchanged
Tier 2	79.7	Metcalf	Tier 2	79.1	Unchanged
Tier 3	84.1	Monroe	Tier 3	82.3	Unchanged
Tier 4	92.3	Montgomery	Tier 3	83.6	Down
Tier 1	68.2	Morgan	Tier 1	68.0	Unchanged
Tier 3	85	Muhlenberg	Tier 3	88.8	Unchanged
Tier 6	110.5	Nelson	Tier 5	107.9	Down
Tier 2	75.8	Nicholas	Tier 2	70.4	Unchanged
Tier 2	79.9	Ohio	Tier 2	79.6	Unchanged


Kentucky Cabinet for Economic Development
Office of Workforce, Community Development, and Research

2018		Area	2019		Change (2019)
Tier 6	142.5	Oldham	Tier 6	145.1	Unchanged
Tier 3	88.3	Owen	Tier 3	85.1	Unchanged
Tier 1	57.7	Owsley	Tier 1	60.3	Unchanged
Tier 4	91.1	Pendleton	Tier 4	95.1	Unchanged
Tier 2	76	Perry	Tier 3	80.8	Up
Tier 2	76.3	Pike	Tier 3	83.4	Up
Tier 2	70.5	Powell	Tier 2	70.8	Unchanged
Tier 3	88.6	Pulaski	Tier 3	83.2	Unchanged
Tier 1	69	Robertson	Tier 1	64.5	Unchanged
Tier 2	72.9	Rockcastle	Tier 2	74.2	Unchanged
Tier 2	79.7	Rowan	Tier 2	77.2	Unchanged
Tier 2	72.2	Russell	Tier 2	74.1	Unchanged
Tier 6	134.3	Scott	Tier 6	122.7	Unchanged
Tier 6	111.2	Shelby	Tier 5	107.8	Down
Tier 5	100.4	Simpson	Tier 5	100.7	Unchanged
Tier 5	108.7	Spencer	Tier 5	108.3	Unchanged
Tier 3	86.4	Taylor	Tier 3	85.4	Unchanged
Tier 3	84.5	Todd	Tier 3	83.8	Unchanged
Tier 3	86.7	Trigg	Tier 3	85.6	Unchanged
Tier 4	92.6	Trimble	Tier 5	101.3	Up
Tier 4	91	Union	Tier 3	86.4	Down
Tier 5	104.2	Warren	Tier 5	103.0	Unchanged
Tier 4	95.6	Washington	Tier 4	92.6	Unchanged
Tier 1	68.9	Wayne	Tier 1	67.9	Unchanged
Tier 4	95.3	Webster	Tier 4	95.9	Unchanged
Tier 2	78.6	Whitley	Tier 3	87.3	Up
Tier 1	60	Wolfe	Tier 1	59.4	Unchanged
Tier 6	115.1	Woodford	Tier 6	110.5	Unchanged

Bluegrass State Skills Corporation

NEW BUSINESS





Guidelines:

Bluegrass State Skills Corporation (BSSC) Grant-in-Aid (GIA) and Skills Training Investment Credit (STIC) Programs

FY 2019-2020

Introduction

The Bluegrass State Skills Corporation (BSSC) was established in 1984 by the General Assembly of the Commonwealth of Kentucky to stimulate economic development through customized business and industry-specific skills training programs. The BSSC works with qualified companies and Kentucky's educational institutions to establish programs of skills upgrade and occupational upgrade training.

- *Skills upgrade training* – employee training sponsored by a qualified company that is designed to provide the employee with new skills necessary to enhance productivity, improve performance, or retain employment, including but not limited to technical and interpersonal skills, and training that is designed to enhance computer skills, communication skills, problem solving, reading, writing, or math skills of employees who are unable to function effectively on the job due to deficiencies in these areas, are unable to advance on the job, or who risk displacement because their skill deficiencies inhibit their training potential for new technology
- *Occupational upgrade training* – employee training sponsored by a qualified company that is designed to qualify the employee for a promotional opportunity with the qualified company

An eighteen-member Board of Directors, including representatives of business, government, education, and labor, governs the BSSC. The Board is comprised of private sector individuals as well as public officials who serve as ex-officio members and include the following:

- Secretary of the Cabinet for Economic Development
- Secretary of the Education and Workforce Development Cabinet
- Secretary of the Labor Cabinet
- President of the Council on Postsecondary Education
- President of the Kentucky Community and Technical College System
- Commissioner of the Department of Workforce Investment

The purpose of the BSSC is to improve and promote employment opportunities of the citizens of the Commonwealth by creating and expanding programs of skills training and education, which meet the needs of qualified companies. The BSSC's main functions are:

- To administer and fund customized business and industry-specific training through agreements for Grant-in-Aid and Skills Training Investment Credit incentives;

- To act as a broker by coordinating the resources of providers of skills upgrade training, occupational upgrade training and employment services; and
- To facilitate the creation of public/private partnerships through education and training programs designed to meet training needs of individual and multiple company (training consortia) training projects.

Application Submission and Board Meeting Schedule

The schedule for submission deadlines for applications and BSSC Board of Directors meetings are as follows:

Application Submission Deadline	Board Meeting Date
June 24, 2019	July 31, 2019
August 15, 2019	September 25, 2019
October 15, 2019	December 4, 2019
December 16, 2019	January 29, 2020
February 17, 2020	March 25, 2020
April 15, 2020	May 27, 2020

All meetings will begin at 1:00pm and will be held in the 1st floor conference room at the Kentucky Cabinet for Economic Development, Old Capitol Annex, 300 West Broadway in Frankfort. Notices of the meetings will be published in advance. The BSSC reserves the right to schedule, reschedule, cancel or change meeting location designated in advance at its discretion.

Grant-in-Aid Program (GIA)

The Grant-in-Aid program provides reimbursement dollars to companies/consortia for company specific training activities. The maximum funding amount for applicants during a BSSC fiscal year (July 1 – June 30) is the LESSER of the following:

- 50% of approved costs/eligible training costs
- \$75,000
- \$2,000 per unduplicated eligible trainee

Qualified companies may receive one approved GIA per fiscal year, subject to the availability of funds and the company's application score. Approved companies shall notify the BSSC if they find they are unable to use all or a portion of the funds that have been set aside for them. These unused funds will then be reallocated. Companies that act responsibly in this manner are in no way penalized when applying for future BSSC incentives.

Skills Training Investment Credit Act (STIC)

The Skills Training Investment Credit Act provides a credit against Kentucky income tax imposed by KRS 141.020 or 141.040 and the limited entity tax imposed by 141-0401 to companies for company specific training activities. The maximum tax credit amount for qualified companies during each two-year biennium (July 1, 2018 – June 30, 2020) is the LESSER of:

- 50% of approved costs/eligible training costs
- \$75,000
- \$500 per full-time, Kentucky resident employee paid a total hourly compensation of at least \$12.51, including benefits, as of the application submission

Qualified companies may receive one approved application per biennium (July 1, 2018 – June 30, 2020). The BSSC has a maximum of \$2.5 million in tax credits to award to eligible companies in each state fiscal year. Investment credits that are not approved by the BSSC by the end of the fiscal year (June 30) shall lapse and not be carried forward to a new fiscal year. A project may not be eligible if it is located in a tax increment financing district that has already pledged the corporate income tax credits to the tax increment financing project.

Qualified Companies

Qualified companies must be registered and in good standing with the Secretary of State's Office. A qualified company is any person, corporation, limited liability company, partnership, limited partnership, sole proprietorship, firm, enterprise, franchise, association, organization, holding company, joint stock company, professional services corporation, or any other legal entity through which business is conducted that has been or is planning to be actively engaged in one (1) or more of the following activities within the Commonwealth:

- **Manufacturing**
- **Agribusiness**
- **Nonretail service or technology** (company provides a service to or uses technology for customer or affiliate entities predominantly outside the Commonwealth and is designed to serve a multistate, national or international market)
- **National or regional headquarters operations, regardless of the underlying business activity of the company**
- **Healthcare**

Qualified company does not include companies where the primary activity to be conducted within the Commonwealth is forestry, fishing, mining, coal or mineral processing, the provision of utilities, construction, wholesale trade, retail trade, real estate, rental and leasing, accommodation and food services, or public administration services. Any firm, company, consultant, or institution whose primary business is to provide training or training consultation for a fee is not eligible for BSSC incentives.

A qualified company or member of a consortium that has been found (adjudicated) to commit a willful Occupational Safety and Health Administration (OSHA) violation within three previous years is not eligible to apply for BSSC incentives. If a company is approved for funding and is then found (adjudicated) to have committed a willful OSHA violation during the life of a BSSC grant or tax credit, no remaining funds will be paid to the company from the date the willful violation is made known to the BSSC.

A qualified company shall not be entitled to receive investment credits or grants if the company requires that the employee (i.e. trainee) reimburse the employer or otherwise pay for any costs or expenses incurred in connection with occupational or skills upgrade training activities.

Consortia/Industry Partnerships (GIA ONLY) – The BSSC Board of Directors promotes collaborative training initiatives and provides priority consideration for training agreements that demonstrate the willingness of multiple companies to work together through training consortia and industry partnership. The consortium application must address the common training and workforce development needs of the participating companies including:

- Effort is industry-driven
- Collaboration by the area providers of employment and training services
- Overall savings in training costs due to the collaborative effort (must be able to document the overall cost savings)
- Project will facilitate the advancement of the host community's economic development efforts

An eligible consortium/industry partnership application shall include two or more BSSC eligible companies participating together in any single activity on the Training Plan page of the application, a listing of the member companies and a "lead company" whose representative is authorized by the consortium/industry partnership to provide his/her signature on behalf of the consortium/industry partnership.

Co-Applicant

The application may be written and submitted by the company or submitted jointly with a co-applicant. A co-applicant must be either a public or non-public secondary or post-secondary educational institution or an independent (private or proprietary) provider within the Commonwealth authorized by law to deliver a program of skills training or education. With respect to educational institutions only, a statement of the technical assistance and financial support for the program received or pledged from a qualified company must be included in the application.

Qualified Employee

A qualified employee (i.e. trainee) is any person who meets all of the following criteria:

- Is currently a permanent full-time employee* of the qualified company;
- Is a resident of the Commonwealth according to KRS 141.010; and
- Is paid a minimum total hourly compensation of \$12.51. **

* *Full-time employee* is a Kentucky resident who is employed by the qualified company to work for a minimum of 35 hours per week during the most recently ended calendar year and is subject to the tax imposed by KRS 141.020. Full-time employees do not include contract or seasonal labor.

** Each qualified employee must be paid a minimum base hourly wage (*defined as the minimum wage amount paid to an employee of a qualified company, which shall not be less than one hundred fifty percent (150%) of the federal minimum wage = $7.25 \times 150\% = \$10.88$*) plus employee benefits equal to or greater than fifteen percent (15%) of the minimum base hourly wage. If the company does not provide employee benefits equal to at least fifteen percent (15%) of the minimum base hourly wage, the company may still qualify if it provides the full-time employee total hourly compensation equal to or greater than one hundred fifteen percent (115%) of the minimum base hourly wage through increased hourly wages combined with at least one (1) company-paid employee benefit;

Eligible Training Provider

A company may choose to use in-house trainers, educational institution regular or adjunct faculty, training consultants or a combination thereof. Companies are free to use any provider they choose. BSSC does not recommend, endorse, or advertise for any particular training providers. Training Providers are not permitted to use the BSSC name in any of their advertisements, brochures, or other promotional materials for the purpose of soliciting or obtaining customers.

Eligible Training Costs

Specific skills and occupational upgrade training programs may be customized for a particular company/consortium to encompass one or more of the eligible training costs identified below. The BSSC gives preference to training projects that create, maintain and promote higher wage jobs given its statutory mandate to improve and promote the employment opportunities of the citizens of the Commonwealth. BSSC may approve incentives for up to fifty percent (50%) of total eligible costs up to the maximum allowable funding cap. Only training costs incurred after approval of the BSSC incentive

may be considered in determining eligibility.

The application may contain no more than twenty-five percent (25%) of the total training hours for safety, mandated and/or regulatory training. Safety, mandated or regulatory training can include but is not limited to: safety management, safety recording keeping, blood borne pathogens, control of hazardous materials, lockout/tag out, emergency action plan, emergency response, hazard communication, hearing conservation, safe electrical workplaces (all OSHA), and stand-alone safety (including first aid, cardiopulmonary resuscitation (CPR), emergency medical technician (EMT), etc.). Given the nature of work required for medical personnel, what would be deemed safety training for other areas of industry might not be deemed safety for healthcare providers. Therefore, concerning ONLY healthcare providers, additional safety hours will be evaluated on a training-by-training basis and may or may not count as strictly safety hours.

In-House Training

BSSC may award incentives to the company/consortium for fees or salaries required to be paid to instructors who are employees of the company in connection with an occupational or skills upgrade training program sponsored by a company that includes company specific classroom and on-the-job training. For eligibility, training must be a minimum of 0.5 hours, and may be claimed in quarter-hour (15 minute) increments above the 0.5 hour minimum, rounded down to the nearest quarter.

BSSC may award incentives to the company/consortium at a rate of \$25 per hour for instruction where company employees serve as in-house training instructors. The company/consortium shall provide a match of \$25 per hour for in-house instructor training costs. This match may be in the form of in-kind contributions such as company-paid wages to the trainer and trainees. (Note: \$25 per hour as used herein is equal to fifty percent (50%) of the total eligible rate of \$50 per hour).

Educational Institution and Consultant Training

BSSC may award incentives to the company/consortium for fees or salaries required to be paid to full-time, part-time, or adjunct instructors with an educational institution; instructors who are consultants on contract with a company; and per employee training costs. Eligible training in this circumstance shall include job related classroom training, tuition courses, certifications, trainer development, licensing, online training, and video conferencing. Registration fees for annual meetings, conferences, or seminars without proof of training are not eligible. It is not the intent of the BSSC to provide funds for Continuing Education Units or tuition courses that are not specifically related to the employee's current or future job function. In addition, tuition courses that are for the sole purpose of obtaining a bachelor's or master's degree are not allowed.

Instructional Materials and Supplies

BSSC may award incentives for the actual reasonable costs of instructional materials, and supplies used exclusively in an occupational or skills upgrade training program sponsored by a company/consortium. Instructional materials include training manuals and textbooks in hard copy or electronic formats and instructional materials (overheads, photocopies, etc.). Supplies include paper, pencils, highlighters and easel pads. The BSSC will only approve incentives for shop training materials (welding rods, scrap metal, etc.) used for classroom instruction and not for on-the-job training activities.

Employee Wages

BSSC may award eligible company/consortium incentives for employee (i.e. trainee) wages paid while training during an occupational or skills upgrade training program sponsored by a company. The wage used will be the average wage submitted on the approved application.

Registered Apprenticeship

Apprentices enrolled in a registered apprenticeship program during the term of the approved agreement may be eligible for training costs or wages with the same criteria and maximums set forth in these Guidelines. Participation in a registered apprenticeship program will be verified by the Kentucky Labor Cabinet.

Consortia/Industry Partnership Expenses (GIA ONLY): Due to the unique training and workforce development needs and functions that exist within training consortia and industry partnerships, the BSSC recognizes that additional eligible training costs could be required for these entities to be successful. In addition to the eligible costs previously listed, the following are also eligible costs specifically for consortia and industry partnerships:

- Pre-employment training and certification activities
- Equipment purchased by the consortia/industry partnership, used solely for training purposes and to be used for training listed on the BSSC application. BSSC shall not make reimbursements based on the value of donated equipment. Reimbursement for equipment shall not exceed 25% of the approved grant amount.

Ineligible Training Costs

Ineligible training costs include, but may not be limited to retroactive training, pro/con union training, employee assessments/evaluations, and training provided through the KCTCS TRAINS program.

BSSC Process

Completion of BSSC Application – Completion of the BSSC Application – The GIA/STIC application is available on the BSSC website at www.thinkkentucky.com/Workforce/BSSC.aspx. Potential applicants may complete and submit an application as long as the minimum program eligibility requirements are met. All applications will be arrival date and time stamped upon receipt as long as required signature pages are included. Applications must include a minimum of \$12,000 in planned training costs, which equates to \$6,000 in potential incentives.

Submission of Application – Complete, signed applications and a copy of the Request for Taxpayer Identification Number and Certification ([W-9 Form](#)) are due in the BSSC office by the submission date found under the Application Submission and Board Meeting Schedule of these guidelines.

Review Application – BSSC staff review applications for eligibility, completeness and accuracy and verify the calculation of the score. Staff may contact the applicant if there are any questions. Upon completion of staff's review and subject to incentive caps, eligible applications are submitted to the BSSC Board for funding consideration.

Approval of Training Application – If the BSSC Board of Directors approves the training application, an approval letter indicating the amount of BSSC incentives awarded is emailed to the company contact and educational institution contact, if applicable. An agreement is also sent to the company for execution. Upon receipt of the executed agreement from the applicant, the agreement will be signed by BSSC and then becomes effective. A copy of the agreement will be returned to the applicant. Eligible training may begin after the approval of the incentives by the BSSC Board.

Length of Agreement – Agreements will require training to be completed within one year from the BSSC Board approval.

Submission of Completed Training – Upon completion of training, all requests for reimbursement or

tax credits will be submitted on a form provided by the BSSC, along with any other required documentation. To expedite the process, a reminder of the training end date may be sent to the company. After BSSC staff reviews the documentation and it is found to be complete and satisfactory, the applicant will be notified of the amount of reimbursement or tax credit. Grant-in-Aid projects will receive either a check or electronic deposit into the company's account.

Interim Reimbursement Process (GIA ONLY) – Up to one (1) interim reimbursement may be requested before the training program is completed. Similar process as outlined above.

Closeout Process – The company is responsible for notifying BSSC staff once the training is completed to initiate the final closeout process. If notification is not received within one year after the date of approval, BSSC staff will contact the company and provide the requirements for closeout. When the training has been completed and the final closeout is requested, the company will sign and forward the required documentation to the BSSC. **All training documentation is required to be submitted within two (2) months of the training completion date and no later than two (2) months after the agreement term date. If requested in advance, staff may authorize a one-time extension not to exceed three (3) months for the project to finalize and submit the documentation (not to complete training).**

****STIC ONLY:** The amount of skills training investment credit awarded by the BSSC shall be claimed as a credit on the tax return of the approved company in the year of the closeout of approved training costs. The investment credit awarded may be carried forward for three successive fiscal years of the company. This may become necessary if the amount of allowable credits exceeds the income tax liability of the company during the initial fiscal year or the three successive fiscal years.

Modification (Consortium Only) - A consortium may request a modification to add additional eligible companies in order to allow additional companies to participate. Requests must be made in the form of a letter or email to BSSC Staff providing justification for the request. Modifications will not become effective until BSSC staff has reviewed and responded with an approval.

Training Documentation

All potential training costs must be adequately documented. Applicants should ensure that they have methods in place to sufficiently document all claimed training costs. Training costs are required to be summarized on a form provided by BSSC. This form will be provided soon after BSSC board approval of your planned training project. The training summary document requires that summary information be provided on training activities including, but not limited to: training start and end dates; training class titles; instructor name and hours taught; number of eligible trainees per class; total number of unduplicated trainees; types of costs claimed; and a statement requiring signature by an authorized company official certifying that all trainees reported on the form are eligible full-time Kentucky residents.

Sign-in sheets or other similar documentation verified by the trainer, must support training. Educational institution and consultant led training requires additional documentation, including invoices and proof of payment for training costs. Without adequate documentation, otherwise eligible training will not be considered for incentives.

Supporting documentation from the training summary document must be maintained on-site by the company/consortium for a period of five years from the end date of the project and must be available to independent auditor(s) and/or the staff of BSSC upon request.

The BSSC may allow deviations from the original application with no written modification request if the approved amount of the grant does not increase and the change(s) is in accordance with the [BSSC Guidelines](#).

See our website for complete instructions and forms: <http://thinkkentucky.com/Workforce/BSSC.aspx>

Organized Labor

When a collective bargaining unit exists at the work site where the proposed training will be provided, the company shall provide written notification to the on-site collective bargaining agent of the company's intention to apply for BSSC incentives. Notification shall include a summary of the proposed curriculum and shall occur prior to the time that the company files the proposal with the BSSC. A copy of the notification indicating the date the notice was provided, the sender, and the recipient, shall be filed with the BSSC application.

One of the goals of the BSSC is to promote cooperative training activities between a company and its employees. Therefore, a proposed skills training application will not be approved during a legal work stoppage and an active training application will be postponed during a legal work stoppage.

Equal Opportunity

Persons shall not be discriminated against in accordance with KRS 344.040. The BSSC is interested in training a diverse array of individuals under its programs. The BSSC has not set numerical goals for the types of individuals to be trained because it recognizes that the trainee profile of the individual training programs will vary depending upon the employee profile of the applicant company.

Application Scoring

In order to qualify for BSSC funding, a grant-in-aid or skills training investment credit application must earn a minimum score of **60 points**. Applications that do not meet this requirement will not be considered by the BSSC Board of Directors and will be returned to the applicant.

No.	Description	Criteria	Points
1	Company/Consortium Status***	<i>(Total number of Kentucky residents employed in permanent, full-time positions)</i> Existing company of 100 or less Existing company of 101 – 500 Existing company of 501 – 1,000 Existing company of 1,001 or more	20 15 10 5
2	Area of Need (Range of BSSC Index)	(See Area of Need Chart) 0 to 70 70.01 to 80 80.01 to 90 90.01 to 100 100.01 to 110 110.01 or Higher	20 17 15 10 7 5
3	Trainees Average Hourly Wage Rate (excluding Benefits)	\$16.00 or less \$16.01 or more	15 20
4	Progressive Company Initiatives	See details on next page	40 (max)

***The employment figures for all participating consortium member companies are averaged to determine the proper category for criteria #1.

Progressive Company Initiatives - maximum of 40 points

Description	Points
This application is a consortium/industry partnership application	40
Company was not approved for any BSSC incentives during previous BSSC fiscal year (July 1, 2018 – June 30, 2019)	15
Expanding Company adding more than 10% new, full-time jobs for Kentucky residents paying a total hourly compensation of at least \$12.51, including benefits	10
Expanding Company adding more than 5% and up to 10% new, full-time jobs for Kentucky residents paying a total hourly compensation of at least \$12.51, including benefits	5
Expanding Company adding 5% or less new, full-time jobs for Kentucky residents paying a total hourly compensation of at least \$12.51, including benefits	2
Career growth: trainee receives pay increase as a result of training project. Must include percent or dollar amount of pay increase and identification of class title (example required)	7
Participates in development of future workforce through activities that prepare students for work including, but not limited to: co-op, work study, school-to-work, TRACK, etc. (specific example required)	4
Grant includes training that is part of a Registered Apprenticeship program (as defined by the Education & Workforce Development Cabinet)	5
Includes training for American Veterans who served on active duty and were discharged or released for other than dishonorable discharge	3
Company is an active member of an industry partnership or consortia that is primarily focused on training and workforce development. (example required)	3

The scores for criteria 4 are based on information contained in the application regarding the company's philosophies and role in Kentucky's economy. Listed above are the criteria and potential points associated with each. In order to receive the point(s) for a criterion, the applicant company/consortium must demonstrate in the application that it is already participating in the activity. The point(s) will not be given if the applicant is just beginning to train in the activity. When a criterion requires examples, points will only be given if examples are provided in the application.

Area of Need

Percentage Above or Below Kentucky's Average BSSC Index

The points below are for BSSC applications submitted for approval during the 2019-2020 fiscal year.

County	Points	County	Points	County	Points	County	Points
Adair	17	Edmonson	17	Knox	20	Nicholas	17
Allen	15	Elliott	20	Larue	15	Ohio	17
Anderson	10	Estill	20	Laurel	15	Oldham	5
Ballard	15	Fayette	5	Lawrence	17	Owen	15
Barren	15	Fleming	17	Lee	20	Owsley	20
Bath	20	Floyd	17	Leslie	20	Pendleton	10
Bell	20	Franklin	5	Letcher	20	Perry	15
Boone	5	Fulton	17	Lewis	20	Pike	15
Bourbon	10	Gallatin	7	Lincoln	17	Powell	17
Boyd	7	Garrard	17	Livingston	10	Pulaski	15
Boyle	10	Grant	15	Logan	10	Robertson	20
Bracken	17	Graves	15	Lyon	15	Rockcastle	17
Breathitt	20	Grayson	17	Madison	10	Rowan	17
Breckinridge	17	Green	17	Magoffin	20	Russell	17
Bullitt	7	Greenup	15	Marion	10	Scott	5
Butler	15	Hancock	5	Marshall	7	Shelby	7
Caldwell	15	Hardin	7	Martin	17	Simpson	7
Calloway	15	Harlan	20	Mason	10	Spencer	7
Campbell	7	Harrison	10	McCracken	7	Taylor	15
Carlisle	15	Hart	15	McCreary	20	Todd	15
Carroll	5	Henderson	10	McLean	15	Trigg	15
Carter	20	Henry	10	Meade	10	Trimble	7
Casey	17	Hickman	15	Menifee	20	Union	15
Christian	10	Hopkins	10	Mercer	7	Warren	7
Clark	10	Jackson	20	Metcalfe	17	Washington	10
Clay	20	Jefferson	5	Monroe	15	Wayne	20
Clinton	17	Jessamine	10	Montgomery	15	Webster	10
Crittenden	15	Johnson	17	Morgan	20	Whitley	15
Cumberland	15	Kenton	5	Muhlenberg	15	Wolfe	20
Daviess	7	Knott	20	Nelson	7	Woodford	5

.....
 To learn more, contact
 Christy Wingate
Christy.Wingate@ky.gov
 Phone: (502) 564-7670

Kentucky Education and Workforce Development Cabinet

NEWS RELEASE



Contact: Kim Saylor Brannock, (502) 564-1207

Governor Bevin Announces Newest ‘Kentucky Work Ready Community’

FRANKFORT, Ky. (April 26, 2019) – Gov. Matt Bevin announced today that Harrison County has been certified as a Kentucky Work Ready Community.

“Everything we aspire to economically is contingent on our communities having a skilled workforce that is ready and able to fulfill the needs of employers. Earning the Kentucky Work Ready Communities certification gives counties a competitive edge when businesses are looking for a new location or want to expand in Kentucky. I encourage all communities in the Commonwealth to pursue the Work Ready designation,” Gov. Bevin said.

The Kentucky Work Ready Communities certification program from the Kentucky Workforce Innovation Board (KWIB) and the Kentucky Education and Workforce Development Cabinet assures employers that a local workforce has the talent and skills necessary to staff existing jobs and to master the innovative technologies new jobs will require.

To become certified, a county must gather local support and commitment and apply for the Work Ready Community designation. Counties have to meet criteria including high school graduation rates, career readiness certificates, demonstrated community commitment, educational attainment, life-skills development, broadband availability, and matching workforce supply and demand.

Counties that are close to meeting all of the criteria may be designated as Kentucky Work Ready Communities in Progress. To achieve this level, a county must present a viable plan to meet all of the criteria within three years. The designation shows that a community is making strides and working with its business, education, workforce and economic development leaders to set and meet common goals that will give the county an economic edge.

“The Kentucky Work Ready Communities initiative has become an essential component for communities to improve workforce and education quality. Work Ready is an excellent framework to bring community partners together to help them achieve a higher levels of economic competitiveness and increasing opportunities for both individuals and employers,” said Hugh Haydon, chair of KWIB.

Applications for the certification are reviewed by a panel appointed by the KWIB. The panel recommends certification by the board for the counties that satisfy the criteria. The panel meets four times a year to review applications, which can be submitted at any time.

For more information about the Kentucky Work Ready Communities program, go to workready.ky.gov.

Kentucky Aligns Adult Education Services, WIOA Partners Under One Agency

FRANKFORT, Ky. (Jan. 28, 2019) - In an effort to align the state's workforce resources, Gov. Matt Bevin has signed an Executive Order placing adult education services within the Kentucky Education and Workforce Development Cabinet (EWDC).

Kentucky's adult education services play a key role in helping Kentuckians become college and career ready by preparing individuals for the GED® high school equivalency test, postsecondary education and training, career readiness certificates, and employment.

In fiscal year 2017-2018, more than 19,000 students were enrolled in Kentucky Skills U, the state's adult education program. The new Office of Adult Education, housed within EWDC's Department for Workforce Investment, will continue to provide free adult education services in all 120 counties helping to ensure Kentuckians receive the education needed for employment in high-demand job sectors.

"In order to be career-ready and thrive in today's modern workforce, adults around the nation are seeking additional skills and educational opportunities," said Gov. Bevin. "It makes sense that Kentucky would build on that momentum by aligning adult education services within the Education and Workforce Development Cabinet. I am grateful for Secretary Derrick Ramsey's leadership in this area as we continue bolstering the effectiveness of the Commonwealth's workforce programs and more efficiently align state resources to create jobs for Kentuckians."

Adult Education is a required partner under the federal Workforce Innovation and Opportunity Act (WIOA). Under WIOA, the scope of adult education focuses on transitioning adults to postsecondary education and training in an effort to create successful career paths and self-sufficiency.

EWDC is responsible for coordinating and administering Kentucky's WIOA training programs, employment services, vocational rehabilitation, early childhood and P-12 secondary education. Transferring adult education services, through the Kentucky Skills U program, to EWDC unifies Kentucky's WIOA partners under one agency with the unified goal of preparing Kentuckians for quality, sustainable employment.

"Education serves as the core foundation for ensuring Kentuckians are able to successfully engage and thrive in today's workforce," said Education and Workforce Development Cabinet Secretary Derrick K. Ramsey. "By aligning adult education services with the state's workforce, early childhood and P-12 resources, we create a workforce system that ensures all Kentuckians, regardless of education level, are able to be connected with opportunities to find meaningful employment."

Alignment of WIOA partners is a part of Kentucky's continuous effort to align workforce and educational resources to create economic growth, enhance standard of living, and create a more diversified workforce for employers.


"In Kentucky, we want to be known for leading change and innovation. Many solutions to the Commonwealth's workforce, economic and societal issues lie within one of our state's greatest untapped resources - adult education. Transitioning the Kentucky Skills U system to the Education and Workforce Development Cabinet will be a game changer for Kentuckians needing to become college and career ready," said Office of Adult Education Executive Director Reecie Stagnolia.

To view a copy of the executive order, [click here](#).

For more information, visit the [Kentucky Education and Workforce Development Cabinet website](#). Follow the Kentucky Education and Workforce Development Cabinet on [Facebook](#) and [Twitter](#) for all the latest updates.

April 2019

THINK KENTUCKY
MAKING BUSINESS STRONG. CUTTING RED TAPE.



Gov. Bevin Accepts Resignation of Economic Development Cabinet Secretary Terry Gill

Gill has played a key role in leading Kentucky's record-breaking investment performance.

FRANKFORT, Ky. (April 23, 2019) – Gov. Matt Bevin today accepted with regret the resignation of Terry Gill, secretary of the Kentucky Cabinet for Economic Development, effective at the end of May.

"The impact that Terry's leadership has had on the economy of our commonwealth cannot be overstated," Gov. Bevin said. "He brought to our economic development efforts the perspective of a business executive who knows the opportunities and challenges that companies face every day. We are grateful for his willingness to put his business career on hold in recent years to serve within state government during such a transformative time. The stellar effort put forward by Terry and his team has led to unprecedented economic investment and has helped to solidify Kentucky's reputation as the most business-friendly state in America. He will be missed, but we know he won't be far away."

"It has been an absolute honor to serve the Governor and the commonwealth in this capacity," Gill said. "However, I have decided that it is time to return to the private sector where I have spent most of my working career. I leave here with a great sense of satisfaction for what we have achieved, and I look forward with great excitement to determining what my next opportunity will be."

Gill has served as Economic Development Secretary since January 2017. Under his leadership, Kentucky has experienced unprecedented growth, with more than \$15.8 billion in new investment announced and nearly 32,400 new jobs, including a state record \$8.77 billion in investment secured in 2017. Gill worked to attract four of the largest economic development investment projects in Kentucky history — Amazon Air, Braidy Industries, Toyota's Reborn project and Nucor Corp.

In addition, Gill has used his background as an entrepreneur to champion the reorganization of KY Innovation, the state's initiative to empower entrepreneurs to grow businesses in the commonwealth. Through his efforts, more innovative businesses with high growth potential are being matched with investors and other resources necessary for success.

Gov. Bevin will recommend that the Kentucky Economic Development Partnership appoint CED Executive Officer Vivek Sarin interim secretary effective upon the completion of Gill's service. Sarin currently co-leads the cabinet with Gill. The partnership, a public/private group of state officials and business executives chaired by the Governor, will begin a national search for a new cabinet secretary, per state statute.