

Bluegrass State Skills Corporation

Board of Directors Meeting

May 27, 2020



Bluegrass State Skills Corporation

AGENDA



**The Bluegrass State Skills Corporation
Board of Directors Meeting
Cabinet for Economic Development
300 West Broadway
Frankfort, Kentucky**

SPECIAL BOARD MEETING

Video Conference Website/Link: <https://zoom.us/j/5144936754>

**AGENDA
May 27, 2020**

Call to Order
Notification of Press
Oath of Office
Roll Call

Minutes - Wednesday, March 25, 2020

Reports

GIA Applications

GIA and STIC Applications

STIC Applications

GIA Commitment Application

Old Business

Socioeconomic Index - Philip Flynn

Audit update - Sarah Butler

New Business

Guideline Changes

Next Board Meeting

Adjournment


MEMORANDUM

TO: BSSC Board Members
FROM: Jai Y. Bokey, Chairman
Bluegrass State Skills Corporation
DATE: May 18, 2020
SUBJECT: BSSC Special Board Meeting

Due to the state of emergency declared by Governor Beshear via Executive Order 2020-15 regarding COVID-19, all previously announced in-person meetings involving the Kentucky Cabinet for Economic Development scheduled in March have been cancelled. In accordance with the provision of KRS 61.823, a special meeting of the Bluegrass State Skills Corporation is called for **1:00 p.m. (EDT) on Wednesday, May 27, 2020**. The board meeting will be held via video teleconference at the following link:
<https://us02web.zoom.us/j/81801193103?pwd=Y3Z1QmZXbWN4MkpFYzVkL3RKNGcvdz09>

The purpose of the meeting is to consider all projects scheduled for the regular May meeting that was cancelled due to the state of emergency.

Attachment

A handwritten signature in blue ink, appearing to read "Jai Bokey", is written in the lower right quadrant of the page. The signature is fluid and cursive, with a horizontal line underneath the name.

Bluegrass State Skills Corporation

MINUTES



**Bluegrass State Skills Corporation Board of Directors Meeting
Kentucky Cabinet for Economic Development,
300 West Broadway, Frankfort, Kentucky 40601
March 25, 2020 – 1:00 PM**

BSSC Special Board Meeting

Due to the state of emergency declared by Governor Andy Beshear via Executive Order 2020-15 regarding COVID-19, all previously announced in-person meetings involving the Kentucky Cabinet for Economic Development scheduled in March were cancelled.

In accordance with the provision of KRS 61.823, a special meeting of the Bluegrass State Skills Corporation was called for **1:00 p.m. (EDT) on Wednesday, March 25, 2020**. The board meeting was held via video teleconference.

Members present – Brenda Bankston, Dr. Houston Barber, Jai Bokey, Shannon Cales, Gary Farmer, Marty Hammons, John Kuzuoka, Nicholas Rapier, Melanie Ratliff, Zach Weinberg, and Jeff Whitehead.

Proxies present – Katie Smith, Proxy for Interim Secretary Larry Hayes; Marjorie Arnold, Proxy for Secretary Larry Roberts; Lee Nimocks, Proxy for Dr. Aaron Thompson; Donna Davis, Proxy for Dr. Jay Box.

Members absent – Secretary Jacqueline Coleman, and Rita Combs-Sterrett.

CED Staff present – Elizabeth Bishop, Brittany Cox, Sarah Butler, Ellen Felix, James Johnson, Tonya Lee, Charlie Rowland, Katie Smith, Steven Vest, and Christy Wingate.

Guests present – No guests

Call to Order – Jai Bokey

Oath of Office – CED Cabinet Attorney and Counsel Charlie Rowland
Charlie Rowland swore in the following new BSSC Board Members:
Dr. Houston Barber, Chairman Jai Bokey, Shannon Cales, Gary Farmer, Nicholas Rapier, Melanie Ratliff, Zach Weinberg, and Aimee Wulfeck.

Roll Call – Ellen Felix

Notification of Press – Ellen Felix

Jai Bokey, Chairman, received verification that the media had been notified of the BSSC Board of Directors meeting.

Approval of Minutes – Jai Bokey

A motion was made by Brenda Bankston and seconded by John Kuzuoka to approve the January 29, 2020 minutes. Motion carried.

Approval of Financial Report – Tonya Lee

Marty Hammons made a motion to approve the Financial Report for March 25, 2020. Jeff Whitehead seconded the motion. Motion carried.

Applications for Review – Sarah Butler

BSSC Staff – Elizabeth Bishop and Christy Wingate recommended the following Grant-in-Aid (GIA) applications to the BSSC Board for approval:

G20-22912 – Sumitomo Electric Wiring Systems, Inc., Edmonton	\$ 75,000.00
G20-22882 – Shelby County Associated Industries, Inc., Shelbyville	\$ 75,000.00
G20-22639 – Metalsa Structural Products, Inc., Hopkinsville	\$ 75,000.00

A motion was made by Brenda Bankston to approve these applications. Jeff Whitehead seconded the motion. Motion carried.

BSSC Staff – Elizabeth Bishop and Christy Wingate recommended the following Grant-In-Aid (GIA) applications to the BSSC Board for approval:

G20-22938 – Span Tech LLC, Glasgow	\$ 57,937.00
G20-22737 – Pioneer Plastics, Inc., Dixon	\$ 33,982.00
G20-22759 – Kobe Aluminum Automotive Products LLC, Bowling Green	\$ 75,000.00

A motion was made by Zach Weinberg to approve this application. Melanie Ratliff seconded the motion. Motion carried.

BSSC Staff – Elizabeth Bishop and Christy Wingate recommended the following Grant-in-Aid (GIA) applications to the BSSC Board for approval:

G20-22684 – Airlines Reporting Corporation, Louisville	\$ 75,000.00
G20-22640 – Pinelake Regional Hospital, LLC dba Jackson Purchase Medical Center, Mayfield	\$ 75,000.00
G20-22696 – Martinrea Heavy Stampings Inc., Shelbyville	\$ 75,000.00

A motion was made by Dr. Houston Barber to approve these applications. John Kuzuoka seconded the motion. Motion carried.

BSSC Staff – Elizabeth Bishop and Christy Wingate recommended the following Grant-in-Aid (GIA) and Skills-Training-Investment-Credit (STIC) applications to the BSSC Board for approval:

G20-22910 – American Stave Company L.L.C. dba Benton Wood Products, Benton	\$ 75,000.00
T20-22911 – American Stave Company L.L.C. dba Benton Wood Products, Benton	\$ 27,500.00

A motion was made by Shannon Cales to approve these applications. Aimee Wulfeck seconded the motion. Motion carried.

BSSC Staff – Elizabeth Bishop and Christy Wingate recommended the following Skills-Training-Investment-Credit (STIC) applications to the BSSC Board for approval:

T20-22930 – Transcraft Corporation, Cadiz	\$ 75,000.00
---	--------------

A motion was made by Melanie Ratliff to approve this application. Nicholas Rapier seconded the motion. Motion carried.

Old Business

- Board Insurance

Ms. Butler presented the renewal for Liability Insurance to the Board of Directors. The Cabinet received a \$2,000,000.00 policy coverage for a premium of \$1,731.00.

A motion was made by Brenda Bankston and seconded by Jai Bokey to approve the new Liability Insurance. Motion carried.

New Business

- Chairman Bokey made a nomination for the Treasurer on the BSSC Executive Committee – Nicholas Rapier

A motion was made by Melanie Ratliff to approve the nomination for Treasurer. John Kuzuoka seconded the motion. Motion carried.

In addition, Chairman Jai Bokey appointed Jeff Whitehead as the Member-at-Large for the BSSC Executive Committee. Jeff Whitehead accepted the nomination. No vote was required.

- Resolution for retired BSSC Board Member Eston Glover

Mr. Bokey presented a Resolution of the Bluegrass States Skills Corporation to recognize the service and leadership of Eston W. Glover for the last 10 years to the Commonwealth of Kentucky. The Resolution was read and adopted as of March 25, 2020.

A motion was made by John Kuzuoka to approve the resolution, and Aimee Wulfeck seconded the motion. Motion carried.

Next Board Meeting – Ellen Felix

The next meeting of the Bluegrass State Skills Corporation Board of Directors will be held on May 27, 2020, at 1:00 p.m. at the Cabinet for Economic Development, Old Capitol Annex, 1st Floor Conference Room, 300 West Broadway, Frankfort, Kentucky.

The next Executive Board of Directors meeting – to be determined

Adjournment – Jai Bokey

A motion to adjourn the meeting was made by Zach Weinberg and second by Nicholas Rapier. Motion carried.

Sincerely submitted,



Sarah C. Butler

Director, Incentive Administration Division

Bluegrass State Skills Corporation

FINANCIAL REPORT



BSSC FUNDS REPORT

5/22/2020

RESOURCES AVAILABLE

Regular Appropriation	4,311,800
Continued Appropriation	4,851,796
HB265 -2012 Session Add'l Funds Available*	1,879,000
OET Rapid Response Funds Carry Forward	1,367,155
TOTAL RESOURCES	12,409,751

EXPENDITURES YTD

BSSC Funds	2,554,560
OET Rapid Response Funds	884,818
Total Expenditures as of 5/22/20	3,439,378

OBLIGATIONS REMAINING

Regular/Commitment/OET Grants	6,197,027
Commitments	0
Proposals	0
TOTAL OBLIGATIONS	6,197,027

TOTAL FUNDS AVAILABLE	2,773,346
FOR ADDITIONAL OBLIGATIONS THIS FISCAL YEAR	

Secretary's Funds	1,379,095
-------------------	-----------

Regular Grant Funds	1,211,914
---------------------	-----------

OET Rapid Response Funds	182,336
--------------------------	---------

TOTAL FUNDS AVAILABLE	2,773,346
FOR ADDITIONAL OBLIGATIONS THIS FISCAL YEAR	

*\$9,500,000 lapsed to General Fund, per HB 265, 2012 Session.

Two draws were made in FY 2013 of \$1,200,000 and \$600,000.

One draw was made in FY 2015 of \$750,000.

Two draws were made in FY 2018 for \$2,950,000 and \$457,400

One draw was made in FY 2019 of \$1,663,600

BSSC FUNDS REPORT

5/22/2020

Base Amount	\$	610,434
Recaps (April/May)	\$	290,969
Transfer from Secy Fund	\$	<u>310,511</u>
Amount available for May 2020 Board Meeting	\$	1,211,914

Bluegrass State Skills Corporation

APPLICATIONS - GIA



Grant-In-Aid (GIA) Projects

May 2020

<u>Score</u>	<u>Qualified Company</u>	<u>City</u>	<u>Number of Trainees</u>	<u>Incentive Amount</u>
89	Ranger Steel, Inc.	Maysville	46	\$75,000
89	James Marine, Inc.	Wickliffe	69	\$75,000
89	Yager Materials Corp. dba Riverside Stone Company	Battletown	40	\$75,000
86	Paducah River Painting Inc.	Calvert City	27	\$54,000
84	Agent511-ANG, LLC dba Interapt, LLC	Louisville	44	\$75,000
81	Yager Materials Corp.	Owensboro	48	\$75,000
79	ABB/Con-Cise Optical Group LLC dba ABB Optical Group	Erlanger	92	\$75,000
78	James Marine, Inc. 4520 Clarks River Rd.	Paducah	78	\$75,000
78	James Marine, Inc. 4040 Clarks River Rd.	Paducah	41	\$67,959
76	Logan Memorial Hospital, LLC	Russellville	100	\$25,200
76	Carbide Industries LLC	Louisville	100	\$75,000
76	Meadowview Regional Medical Center, LLC	Maysville	275	\$44,698
76	Lake Cumberland Regional Hospital, LLC	Somerset	680	\$75,000
76	James Marine, Inc. 4540 Clarks River Rd.	Paducah	167	\$75,000
75	Total Quality Logistics, LLC	Erlanger	96	\$75,000
75	Total Quality Logistics, LLC	Lexington	185	\$75,000
75	Hosparus, Inc.	Louisville	70	\$45,057

75	Montaplast of North America, Inc.	Frankfort	550	\$75,000
	18 Companies	Total	2708	\$1,211,914

Regular Grant Fund Balance	\$610,434
Recaptured Amount	\$290,969
Transfer from Sec Fund	\$310,511

2018 FY Projected/Approved Grant	(\$1,211,914)
Remaining Regular Grant Funds	\$0

Note: The Grant-In-Aid amount will be equal to \$2,000 per trainee, not to exceed the maximum approved amount of \$75,000 per company location for each fiscal year. The total amount of Grant-In-Aid incentives available for the entire program shall not exceed \$4,300,000 in any fiscal year.

**BLUEGRASS STATE SKILLS CORPORATION
BOARD OF DIRECTORS**

BSSC COMPETITIVE GRANT-IN-AID PROJECT REPORT

Date: May 27, 2020

Company: Ranger Steel Inc.

City: Maysville

County: Mason

Industry Sector: Manufacturing

BSSC #: G20-22983

Bus. Devp. Contact: E. Bishop

DFS Staff: C. Wingate

Training Description:

Ranger Steel Inc. manufactures and assembles material handling systems, including components for the installation and repair of conveyor systems. The training plan consists of aptitude training, welding, new small tool introduction/demonstration, fabrication cross-training and safety training.

Training Details:

	Total Costs	50% of Total Costs
Classroom/OJT - In-House	\$ 119,036	\$ 59,518
Classroom/OJT - Consultant/Educational Institution	\$ 36,643	\$ 18,322
Instructional Materials & Supplies	\$ 3,250	\$ 1,625
Total Costs	\$ 158,929	\$ 79,465

Number of Trainees

46

Employment & Wage Information:

Existing Employment	Projected New Employees
50	12

Average Hourly Wage	Total Hourly Compensation
\$ 26.13	\$ 28.50

Requirements:

Total Hourly Compensation: \$12.51
Base Hourly Wage: \$10.88

BSSC Grant Recommended for Approval

\$75,000

Application Score

89

**BLUEGRASS STATE SKILLS CORPORATION
BOARD OF DIRECTORS**

BSSC COMPETITIVE GRANT-IN-AID PROJECT REPORT

Date: May 27, 2020
Company: ABB/Con-Cise Optical Group LLC dba ABB Optical Group
City: Erlanger **County:** Kenton
Industry Sector: Manufacturing **BSSC #:** G20-22996
Bus. Devp. Contact: E. Bishop **DFS Staff:** C. Wingate

Training Description:

ABB Optical Group manufactures and distributes optical products throughout the U.S. and has a fully automated "Digital Eye Lab" in Erlanger, Kentucky, dedicated to freeform digital lens fabrication. The training plan consists of new hire training, (including hands on training led by the department lead and/or supervisor to learn basic skills relating to the optical lab), as well as safety training, online certifications for the proper disposal of chemicals/hazmat and specialized skills pertaining to advanced machinery and finishing.

Training Details:

Classroom/OJT - In-House
 Classroom/OJT - Consultant/Educational Institution
 Instructional Materials & Supplies
Total Costs

Total Costs	50% of Total Costs
\$ 157,862	\$ 78,931
\$ -	\$ -
\$ 1,914	\$ 957
\$ 159,776	\$ 79,888

Number of Trainees

92

Employment & Wage Information:

Existing Employment	Projected New Employees
42	50

Average Hourly Wage	Total Hourly Compensation
\$ 15.43	\$ 18.70

Requirements:

Total Hourly Compensation: \$12.51
 Base Hourly Wage: \$10.88

BSSC Grant Recommended for Approval

\$75,000

Application Score

79

**BLUEGRASS STATE SKILLS CORPORATION
BOARD OF DIRECTORS**

BSSC COMPETITIVE GRANT-IN-AID PROJECT REPORT

Date: May 27, 2020
Company: Total Quality Logistics, LLC
City: Erlanger **County:** Boone
Industry Sector: Nonretail Service or Technology **BSSC #:** G20-22637
Bus. Devp. Contact: E. Bishop **OFS Staff:** C. Wingate

Training Description:

Total Quality Logistics, LLC is a third party logistics company. The training plan consists of on-the-job training. OJT is performed 12 hours a week over an 4-week period for each trainee. All training prepares the path for new employees to become an Logistics Account Executive (LAE).

Training Details:

	Total Costs	50% of Total Costs
Classroom/OJT - In-House	\$ 150,405	\$ 75,203
Classroom/OJT - Consultant/Educational Institution	\$ -	\$ -
Instructional Materials & Supplies	\$ -	\$ -
Total Costs	\$ 150,405	\$ 75,203

Number of Trainees

96

Employment & Wage Information:

Existing Employment	Projected New Employees
115	70

Average Hourly Wage	Total Hourly Compensation
\$ 32.64	\$ 37.53

Requirements:

Total Hourly Compensation: \$12.51
 Base Hourly Wage: \$10.88

BSSC Grant Recommended for Approval

\$75,000

Application Score

75

**BLUEGRASS STATE SKILLS CORPORATION
BOARD OF DIRECTORS**

BSSC COMPETITIVE GRANT-IN-AID PROJECT REPORT

Date: May 27, 2020
Company: Total Quality Logistics, LLC
City: Lexington **County:** Fayette
Industry Sector: Nonretail Service or Technology **BSSC #:** G20-22638
Bus. Devp. Contact: E. Bishop **OFS Staff:** C. Wingate

Training Description:

Total Quality Logistics, LLC is a third party logistics company. The training plan consists of on-the-job training. OJT is performed 12 hours a week over an 4-week period for each trainee. All training prepares the path for new employees to become an Logistics Account Executive (LAE).

Training Details:

	Total Costs	50% of Total Costs
Classroom/OJT - In-House	\$ 228,038	\$ 114,019
Classroom/OJT - Consultant/Educational Institution	\$ -	\$ -
Instructional Materials & Supplies	\$ -	\$ -
Total Costs	\$ 228,038	\$ 114,019

Number of Trainees

185

Employment & Wage Information:

Existing Employment	Projected New Employees
217	185

Average Hourly Wage	Total Hourly Compensation
\$ 25.68	\$ 29.53

Requirements:

Total Hourly Compensation: \$12.51
 Base Hourly Wage: \$10.88

BSSC Grant Recommended for Approval

\$75,000

Application Score

75

**BLUEGRASS STATE SKILLS CORPORATION
BOARD OF DIRECTORS**

BSSC COMPETITIVE GRANT-IN-AID PROJECT REPORT

Date: May 27, 2020
Company: Yager Materials Corp. dba Riverside Stone Company
City: Battletown **County:** Meade
Industry Sector: Manufacturing **BSSC #:** G20-22992
Bus. Devp. Contact: M. David-Jacobs **OFS Staff:** K. McCane

Training Description:

Yager Materials Corp. dba Riverside Stone Company, is a manufacturer construction stone, derrick stone, rip-rap gravel and sand. The products are supplied to companies throughout Western Kentucky. The training plan consists of training in Rigging, Mobile Equipment Operation, Dozer, Loader, Truck Drivers both on surface and underground, Bolter Operator, Crusher Operator, Lube Technician Training, multiple levels of Plant and Mine Craft, Production and Production Support as well as training for Equipment Maintenance and Mechanics. The company was recently purchased by Carmeuse Lime and has developed a training program by job title so that individuals can move up through each of the 4 levels.

Training Details:

Classroom/OJT - In-House
 Classroom/OJT - Consultant/Educational Institution
 Instructional Materials & Supplies
Total Costs

Total Costs	50% of Total Costs
\$ 217,220	\$ 108,610
\$ -	\$ -
\$ -	\$ -
\$ 217,220	\$ 108,610

Number of Trainees

40

Employment & Wage Information:

Existing Employment	Projected New Employees
50	6

Average Hourly Wage	Total Hourly Compensation
\$ 22.42	\$ 28.03

Requirements:

Total Hourly Compensation: \$12.51
 Base Hourly Wage: \$10.88

BSSC Grant Recommended for Approval

\$75,000

Application Score

89

**BLUEGRASS STATE SKILLS CORPORATION
BOARD OF DIRECTORS**

BSSC COMPETITIVE GRANT-IN-AID PROJECT REPORT

Date: May 27, 2020
Company: Agent511-ANG, LLC dba Interapt, LLC
City: Louisville **County:** Jefferson
Industry Sector: Nonretail Service or Technology **BSSC #:** G20-22989
Bus. Devp. Contact: M. David-Jacobs **DFS Staff:** K. McCane

Training Description:

Interapt, LLC is a mobile and web application development firm that provides customized technology solutions to create measurable, positive results. The proposed training plan includes training on topics such as software development, code review, UX & design, agile coaching, sales management, social media, communications, legal, contracting and procurement.

Training Details:

	Total Costs	50% of Total Costs
Classroom/OJT - In-House	\$ 131,777	\$ 65,888
Classroom/OJT - Consultant/Educational Institution	\$ 23,175	\$ 11,587
Instructional Materials & Supplies	\$ -	\$ -
Total Costs	\$ 154,952	\$ 77,476

Number of Trainees

44

Employment & Wage Information:

Existing Employment	Projected New Employees
44	25

Average Hourly Wage	Total Hourly Compensation
\$ 26.83	\$ 30.85

Requirements: Total Hourly Compensation: \$12.51
Base Hourly Wage: \$10.88

BSSC Grant Recommended for Approval

\$75,000

Application Score

84

**BLUEGRASS STATE SKILLS CORPORATION
BOARD OF DIRECTORS**

BSSC COMPETITIVE GRANT-IN-AID PROJECT REPORT

Date: May 27, 2020
Company: Logan Memorial Hospital, LLC
City: Russellville **County:** Logan
Industry Sector: Healthcare **BSSC #:** G20-22641
Bus. Devp. Contact: M. David-Jacobs **OFS Staff:** K. McCane

Training Description:

Logan Memorial Hospital (LMH) provides a wide range of healthcare services including state-of-the-art diagnostic imaging, cardiac ICU/rehab, laboratory, and specialty surgical services. The training plan consists of new equipment training, updated processes and medical advancements training as well as Care Coordination, Blood Product Safety, Infection Control, Clinical/RN Preceptor, Clinical Compliance, Pediatric Advanced Life Support and Advanced Cardiac Life Support training.

Training Details:

	Total Costs	50% of Total Costs
Classroom/OJT - In-House	\$ 50,400	\$ 25,200
Classroom/OJT - Consultant/Educational Institution	\$ -	\$ -
Instructional Materials & Supplies	\$ -	\$ -
Total Costs	\$ 50,400	\$ 25,200

Number of Trainees

100

Employment & Wage Information:

Existing Employment	Projected New Employees
108	3

Average Hourly Wage	Total Hourly Compensation
\$ 27.69	\$ 31.84

Requirements:

Total Hourly Compensation: \$12.51
 Base Hourly Wage: \$10.88

BSSC Grant Recommended for Approval

\$25,200

Application Score

76

**BLUEGRASS STATE SKILLS CORPORATION
BOARD OF DIRECTORS**

BSSC COMPETITIVE GRANT-IN-AID PROJECT REPORT

Date: May 27, 2020
Company: Montaplast of North America, Inc.
City: Frankfort **County:** Franklin
Industry Sector: Manufacturing **BSSC #:** G20-22673
Bus. Devp. Contact: B. Cox **OFS Staff:** K. McCane

Training Description:

Montaplast of North America, Inc. develops and manufactures temperature and pressure-resistant plastic parts for automobiles, such as wheel covers, center caps, and air intake manifolds. The training proposal includes training on ISO updated standards, material inspections, change order revisions, part disposition, lamination, mold setter monitoring, non-conforming containers, crane operation, vibration analysis and a limited amount of safety standards.

Training Details:

Classroom/OJT - In-House
 Classroom/OJT - Consultant/Educational Institution
 Instructional Materials & Supplies
Total Costs

	Total Costs	50% of Total Costs
\$	166,042	\$ 83,021
\$	3,660	\$ 1,830
\$	-	\$ -
\$	169,702	\$ 84,851

Number of Trainees

550

Employment & Wage Information:

Existing Employment	Projected New Employees
588	75

Average Hourly Wage	Total Hourly Compensation
\$ 21.33	\$ 24.52

Requirements:

Total Hourly Compensation: \$12.51
 Base Hourly Wage: \$10.88

BSSC Grant Recommended for Approval

\$75,000

Application Score

75

**BLUEGRASS STATE SKILLS CORPORATION
BOARD OF DIRECTORS**

BSSC COMPETITIVE GRANT-IN-AID PROJECT REPORT

Date: May 27, 2020
Company: Carbide Industries LLC
City: Louisville **County:** Jefferson
Industry Sector: Manufacturing **BSSC #:** G20-22672
Bus. Devp. Contact: M. David-Jacobs **OFS Staff:** K. McCane

Training Description:

Carbide Industries LLC exclusively manufactures calcium carbide, a vital raw material utilized for a diverse range of basic industry needs. The proposed plan includes training on equipment operation, supervisory concepts, software applications, desulf slag residual analysis, rigging and carry deck, ongoing safety standards, and new hire skills training.

Training Details:

Classroom/OJT - In-House
 Classroom/OJT - Consultant/Educational Institution
 Instructional Materials & Supplies
Total Costs

	Total Costs	50% of Total Costs
\$	493,995	\$ align="right">246,998
\$	49,499	\$ align="right">24,749
\$	-	\$ align="right">-
\$	543,494	\$ align="right"> 271,747

Number of Trainees

100

Employment & Wage Information:

Existing Employment	Projected New Employees
102	1

Average Hourly Wage	Total Hourly Compensation
\$ align="right">33.04	\$ align="right">37.99

Requirements:

Total Hourly Compensation: \$12.51
 Base Hourly Wage: \$10.88

BSSC Grant Recommended for Approval

\$75,000

Application Score

76

**BLUEGRASS STATE SKILLS CORPORATION
BOARD OF DIRECTORS**

BSSC COMPETITIVE GRANT-IN-AID PROJECT REPORT

Date: May 27, 2020
Company: Meadowview Regional Medical Center, LLC
City: Maysville **County:** Mason
Industry Sector: Healthcare **BSSC #:** G20-22695
Bus. Devp. Contact: M. David-Jacobs **OFS Staff:** K. McCane

Training Description:

Meadowview Regional Medical Center (MRMC) is a 100-bed acute care hospital facility that provides high quality inpatient and outpatient services to a seven county service area. The training plan includes training in a stimulating environment focused on teamwork, safe patient care, Stroke, Balloon Pump, Wound Vac, Fetal Monitoring, Telemetry, Advanced Cardiac Life Support, Clinical Techniques and Healthcare Safety Standards.

Training Details:

Classroom/OJT - In-House
 Classroom/OJT - Consultant/Educational Institution
 Instructional Materials & Supplies
Total Costs

	Total Costs	50% of Total Costs
\$	89,397	\$ 44,698
\$	-	\$ -
\$	-	\$ -
\$	89,397	\$ 44,698

Number of Trainees

275

Employment & Wage Information:

Existing Employment	Projected New Employees
288	5

Average Hourly Wage	Total Hourly Compensation
\$ 30.94	\$ 35.58

Requirements:

Total Hourly Compensation: \$12.51
 Base Hourly Wage: \$10.88

BSSC Grant Recommended for Approval

\$44,698

Application Score

76

**BLUEGRASS STATE SKILLS CORPORATION
BOARD OF DIRECTORS**

BSSC COMPETITIVE GRANT-IN-AID PROJECT REPORT

Date: May 27, 2020
Company: Hosparus, Inc.
City: Louisville **County:** Jefferson
Industry Sector: Healthcare **BSSC #:** G20-22660
Bus. Devp. Contact: M. David-Jacobs **OFS Staff:** K. McCane

Training Description:

Hosparus, Inc. provides palliative and hospice care for people living with a serious illness. The training plan will focus on preparing administrative staff with up-to-date software skills, providing upskilling outreach staff and providing leaders with core management and advanced leadership skills, through self-paced online course offerings and through instructor-led workshops.

Training Details:

Classroom/OJT - In-House
 Classroom/OJT - Consultant/Educational Institution
 Instructional Materials & Supplies
Total Costs

Total Costs	50% of Total Costs
\$ 33,127	\$ 16,563
\$ 37,237	\$ 18,618
\$ 19,750	\$ 9,875
\$ 90,114	\$ 45,057

Number of Trainees

70

Employment & Wage Information:

Existing Employment	Projected New Employees
74	6

Average Hourly Wage	Total Hourly Compensation
\$ 44.07	\$ 45.75

Requirements:

Total Hourly Compensation: \$12.51
 Base Hourly Wage: \$10.88

BSSC Grant Recommended for Approval

\$45,057

Application Score

75

**BLUEGRASS STATE SKILLS CORPORATION
BOARD OF DIRECTORS**

BSSC COMPETITIVE GRANT-IN-AID PROJECT REPORT

Date: May 27, 2020
Company: Lake Cumberland Regional Hospital, LLC
City: Somerset **County:** Pulaski
Industry Sector: Healthcare **BSSC #:** G20-22741
Bus. Devp. Contact: B. Burton **OFS Staff:** C. Wingate

Training Description:

Lake Cumberland Regional Hospital (LCRH) is a modern, state-of-the-art hospital facility that serves an 11-county service area of southern Kentucky. The proposed plan includes training on subjects and equipment including: syringe pumps, advanced cardiac and pediatric advanced life support, med-line dressing, compassion fatigue, train-the-trainer, compliance and safety, and IT training.

Training Details:

Classroom/OJT - In-House
 Classroom/OJT - Consultant/Educational Institution
 Instructional Materials & Supplies
Total Costs

	Total Costs	50% of Total Costs
	\$ 219,928	\$ 109,964
	\$ 4,861	\$ 2,431
	\$ -	\$ -
	\$ 224,789	\$ 112,394

Number of Trainees

680

Employment & Wage Information:

Existing Employment	Projected New Employees
705	5

Average Hourly Wage	Total Hourly Compensation
\$ 29.08	\$ 33.44

Requirements:

Total Hourly Compensation: \$12.51
 Base Hourly Wage: \$10.88

BSSC Grant Recommended for Approval

\$75,000

Application Score

76

**BLUEGRASS STATE SKILLS CORPORATION
BOARD OF DIRECTORS**

BSSC COMPETITIVE GRANT-IN-AID PROJECT REPORT

Date: May 27, 2020
Company: James Marine, Inc.
City: Wickliffe **County:** Ballard
Industry Sector: Nonretail Service or Technology **BSSC #:** G20-23005
Bus. Devp. Contact: E. Bishop **DFS Staff:** C. Wingate

Training Description:

James Marine Inc. provides full service repair and refurbishing services for towboats on the Mississippi and Ohio River systems. The proposed training includes instruction for employees on maritime welding, bilge tank cleaning techniques, NFDA 7E, aerial lift equipment, supervisory OSHA and HAZWOPER.

Training Details:

	Total Costs	50% of Total Costs
Classroom/OJT - In-House	\$ 144,342	\$ 72,171
Classroom/OJT - Consultant/Educational Institution	\$ 5,702	\$ 2,851
Instructional Materials & Supplies	\$ -	\$ -
Total Costs	\$ 150,043	\$ 75,022

Number of Trainees

69

Employment & Wage Information:

Existing Employment	Projected New Employees
64	5

Average Hourly Wage	Total Hourly Compensation
\$ 26.26	\$ 30.19

Requirements:

Total Hourly Compensation: \$12.51
Base Hourly Wage: \$10.88

BSSC Grant Recommended for Approval

\$75,000

Application Score

89

**BLUEGRASS STATE SKILLS CORPORATION
BOARD OF DIRECTORS**

BSSC COMPETITIVE GRANT-IN-AID PROJECT REPORT

Date: May 27, 2020
Company: James Marine, Inc.
City: Paducah **County:** McCracken
Industry Sector: National/Regional Headquarters **BSSC #:** G20-23003
Bus. Devp. Contact: E. Bishop **DFS Staff:** C. Wingate

Training Description:

Founded in 1986, James Marine, Inc. (JMI) Paducah headquarters supports the operations of many different JMI locations and services including midstream fueling, shipyard boat and barge repair, towing services, new construction of barges, towboats and specialty vessels. The training plan will include instruction on topics such as Performance Management, Computer Systems and Technology, Leadership and Management, Finance, Human Resources Compliance, Administrative Policies and Communication, and OSHA Instructor.

Training Details:

Classroom/OJT - In-House
 Classroom/OJT - Consultant/Educational Institution
 Instructional Materials & Supplies
Total Costs

	Total Costs	50% of Total Costs
	\$ 185,101	\$ 92,550
	\$ 117,284	\$ 58,642
	\$ -	\$ -
	\$ 302,384	\$ 151,192

Number of Trainees

78

Employment & Wage Information:

Existing Employment	Projected New Employees
77	1

Average Hourly Wage	Total Hourly Compensation
\$ 59.65	\$ 68.59

Requirements:

Total Hourly Compensation: \$12.51
 Base Hourly Wage: \$10.88

BSSC Grant Recommended for Approval

\$75,000

Application Score

78

**BLUEGRASS STATE SKILLS CORPORATION
BOARD OF DIRECTORS**

BSSC COMPETITIVE GRANT-IN-AID PROJECT REPORT

Date: May 27, 2020
Company: James Marine Inc.
City: Paducah **County:** McCracken
Industry Sector: Nonretail Service or Technology **BSSC #:** G20-23004
Bus. Devp. Contact: E. Bishop **DFS Staff:** C. Wingate

Training Description:

James Marine Inc. dba Walker Boat Yard is a full-service repair facility for all size barges and towboats. The proposed plan includes training on shipyard maintenance, maritime welding, bilge tank cleaning technics, NFDA 7E, aerial lift and equipment, safety, OSHA supervisory, leadership, computer software and hands-on new hire instruction.

Training Details:

Classroom/OJT - In-House
 Classroom/OJT - Consultant/Educational Institution
 Instructional Materials & Supplies
Total Costs

Total Costs	50% of Total Costs
\$ 103,440	\$ 51,720
\$ 32,478	\$ 16,239
\$ -	\$ -
\$ 135,917	\$ 67,959

Number of Trainees

41

Employment & Wage Information:

Existing Employment	Projected New Employees
40	1

Average Hourly Wage	Total Hourly Compensation
\$ 29.36	\$ 33.76

Requirements:

Total Hourly Compensation: \$12.51
 Base Hourly Wage: \$10.88

BSSC Grant Recommended for Approval

\$67,959

Application Score

78

Bluegrass State Skills Corporation

APPLICATIONS - GIA & STIC



**BLUEGRASS STATE SKILLS CORPORATION
BOARD OF DIRECTORS**

BSSC COMPETITIVE GRANT-IN-AID PROJECT REPORT

Date: May 27, 2020
Company: Paducah River Painting, Inc.
City: Calvert City **County:** Marshall
Industry Sector: Nonretail Service or Technology **BSSC #:** G20-23008
Bus. Devp. Contact: E. Bishop **DFS Staff:** C. Wingate

Training Description:

Paducah River Painting, Inc. utilizes a patented process for environmentally friendly, weather-protected, enclosed automated blasting and painting services for barge and marine vessels. The proposed training will provide employees with instruction on blasting and painting techniques, surface preparation and coating, maritime repair and welding, crane and aerial lift certification, and safety standards.

Training Details:

Classroom/OJT - In-House
 Classroom/OJT - Consultant/Educational Institution
 Instructional Materials & Supplies
Total Costs

Total Costs	50% of Total Costs
\$ 96,842	\$ 48,421
\$ 11,341	\$ 5,670
\$ -	\$ -
\$ 108,182	\$ 54,091

Number of Trainees

27

Employment & Wage Information:

Existing Employment	Projected New Employees
17	10

Average Hourly Wage	Total Hourly Compensation
\$ 21.48	\$ 24.70

Requirements:

Total Hourly Compensation: \$12.51
 Base Hourly Wage: \$10.88

BSSC Grant Recommended for Approval

\$54,000

Application Score

86

**BLUEGRASS STATE SKILLS CORPORATION
BOARD OF DIRECTORS**

BSSC SKILLS TRAINING INVESTMENT CREDIT REPORT

Date: May 27, 2020
Company: Paducah River Painting, Inc.
City: Calvert City **County:** Marshall
Industry Sector: Nonretail Service or Technology **BSSC #:** T20-23009
Bus. Devp. Contact: E. Bishop **DFS Staff:** C. Wingate

Training Description:

Paducah River Painting utilizes a patented process for environmentally friendly, weather-protected, enclosed automated blasting and painting services for barge and marine vessels. The proposed training includes instruction on documentation and communication administration, technology systems, computer software, and team building.

Training Details:

	Total Costs	50% of Total Costs
Classroom/OJT - In-House	\$ 6,551	\$ 3,275
Classroom/OJT - Consultant/Educational Institution	\$ 5,490	\$ 2,745
Instructional Materials & Supplies	\$ -	\$ -
Total Costs	\$ 12,041	\$ 6,020

Number of Trainees

27

Employment & Wage Information:

Existing Employment	Projected New Employees
17	10

Average Hourly Wage	Total Hourly Compensation
\$ 21.48	\$ 24.70

Requirements: Total Hourly Compensation: \$12.51
Base Hourly Wage: \$10.88

BSSC Tax Credit Recommended for Approval

\$6,020

Application Score

86

**BLUEGRASS STATE SKILLS CORPORATION
BOARD OF DIRECTORS**

BSSC COMPETITIVE GRANT-IN-AID PROJECT REPORT

Date: May 27, 2020
Company: James Marine Inc
City: Paducah **County:** McCracken
Industry Sector: Nonretail Service or Technology **BSSC #:** G20-23006
Bus. Devp. Contact: E. Bishop **DFS Staff:** C. Wingate

Training Description:

James Marine Inc. has two divisions comprised of a wheel shop and river service. JMI's river service provides around the clock repair and refurbishing services for all towboats and barges while the wheel shop provides state-of-the-art wheel repairs using laser technology to ensure repeatable propeller specifications. The proposed training plan includes instruction on repair techniques, maritime welding, shipyard maintenance, safety and OSHA standards as well as hands-on training for new hires.

Training Details:

Classroom/OJT - In-House
 Classroom/OJT - Consultant/Educational Institution
 Instructional Materials & Supplies
Total Costs

	Total Costs	50% of Total Costs
\$	160,121	\$ 80,060
\$	-	\$ -
\$	-	\$ -
\$	160,121	\$ 80,060

Number of Trainees

167

Employment & Wage Information:

Existing Employment	Projected New Employees
156	11

Average Hourly Wage	Total Hourly Compensation
\$ 21.91	\$ 25.19

Requirements:

Total Hourly Compensation: \$12.51
 Base Hourly Wage: \$10.88

BSSC Grant Recommended for Approval

\$75,000

Application Score

76

**BLUEGRASS STATE SKILLS CORPORATION
BOARD OF DIRECTORS**

BSSC SKILLS TRAINING INVESTMENT CREDIT REPORT

Date: May 27, 2020
Company: James Marine, Inc.
City: Paducah **County:** McCracken
Industry Sector: Nonretail Service or Technology **BSSC #:** T20-23007
Bus. Devp. Contact: E. Bishop **DFS Staff:** K. McCane

Training Description:

James Marine Inc. has two divisions that are comprised of a wheel shop and river service. The company provides around the clock repair and refurbishing services for all towboats and barges while the wheel shop provides the state-of-the-art wheel repairs using laser technology to ensure repeatable propeller specifications. The proposed training plan includes instruction on Bilge Tank Cleaning techniques, NFDA 7E, HAZWOPER, Aerial Lift Certification, Supervisory and Foreman techniques, Leadership and Management Skills, and Technology/Software.

Training Details:

Classroom/OJT - In-House
 Classroom/OJT - Consultant/Educational Institution
 Instructional Materials & Supplies
Total Costs

Total Costs	50% of Total Costs
\$ 129,905	\$ 64,953
\$ 70,144	\$ 35,072
\$ -	\$ -
\$ 200,049	\$ 100,025

Number of Trainees

167

Employment & Wage Information:

Existing Employment	Projected New Employees
156	11

Average Hourly Wage	Total Hourly Compensation
\$ 21.91	\$ 25.19

Requirements:

Total Hourly Compensation: \$12.51
 Base Hourly Wage: \$10.88

BSSC Tax Credit Recommended for Approval

\$75,000

Application Score

76

**BLUEGRASS STATE SKILLS CORPORATION
BOARD OF DIRECTORS**

BSSC COMPETITIVE GRANT-IN-AID PROJECT REPORT

Date: May 27, 2020
Company: Yager Materials Corp.
City: Owensboro **County:** Daviess
Industry Sector: Manufacturing **BSSC #:** G20-22990
Bus. Devp. Contact: M. David-Jacobs **OFS Staff:** K. McCane

Training Description:

Yager Materials Corp. is a concrete block and brick manufacturer that provides Western Kentucky with products for commercial and public construction projects. The training plan consists of equipment operation for Tri-Axle Dump Trucks, Paver, Loader, Roller, Grader, Concrete Mixers, Front-End Loaders, Above and Underground Trucks, Tractor Trailer, Dozers and Manlifts. Training also consists of heavy equipment and diesel mechanics training, lube technician training and welding training.

Training Details:

Classroom/OJT - In-House
 Classroom/OJT - Consultant/Educational Institution
 Instructional Materials & Supplies
Total Costs

Total Costs	50% of Total Costs
\$ 268,638	\$ 134,319
\$ -	\$ -
\$ -	\$ -
\$ 268,638	\$ 134,319

Number of Trainees

48

Employment & Wage Information:

Existing Employment	Projected New Employees
111	12

Average Hourly Wage	Total Hourly Compensation
\$ 24.58	\$ 30.73

Requirements:

Total Hourly Compensation: \$12.51
 Base Hourly Wage: \$10.88

BSSC Grant Recommended for Approval

\$75,000

Application Score

81

**BLUEGRASS STATE SKILLS CORPORATION
BOARD OF DIRECTORS**

BSSC SKILLS TRAINING INVESTMENT CREDIT REPORT

Date: May 27, 2020
Company: Yager Materials Corp.
City: Owensboro **County:** Daviess
Industry Sector: Manufacturing **BSSC #:** T20-22991
Bus. Devp. Contact: Martin David-Jacobs **OFS Staff:** K. McCane

Training Description:

Yager Materials Corp. is a concrete block and brick manufacturer that provides Western Kentucky with products for commercial and public construction projects. The training plan includes training for maintenance, mine, mechanics, and mobile equipment operators and training in large equipment as well as safety training.

Training Details:

	Total Costs	50% of Total Costs
Classroom/OJT - In-House	\$ 151,137	\$ 75,569
Classroom/OJT - Consultant/Educational Institution	\$ -	\$ -
Instructional Materials & Supplies	\$ -	\$ -
Total Costs	\$ 151,137	\$ 75,569

Number of Trainees

110

Employment & Wage Information:

Existing Employment	Projected New Employees
169	17

Average Hourly Wage	Total Hourly Compensation
\$ 17.10	\$ 21.55

Requirements:

Total Hourly Compensation: \$12.51
 Base Hourly Wage: \$10.88

BSSC Tax Credit Recommended for Approval

\$75,000

Application Score

81

Bluegrass State Skills Corporation

APPLICATIONS - STIC



Skills Training Investment Credit (STIC) Projects May 2020

Score	Eligible Company	City	Number of Trainees	Incentive Amount
86	Paducah River Painting, Inc.	Calvert City	27	\$6,020
81	Yager Materials Corp.	Owensboro	110	\$75,000
76	Volta Inc.	Frankfort	2	\$12,000
76	James Marine, Inc.	Paducah	167	\$75,000
70	Constellium Bowling Green LLC	Bowling Green	174	\$75,000
70	3B Enterprises, Inc. dba Home Instead Senior Care	Louisville	103	\$54,000
65	WestRock Consumer Packaging Group, LLC	Nicholasville	260	\$75,000
64	Haier US Appliance Solutions, Inc. dba GE Appliances	Louisville	2462	\$75,000
8			3305	\$447,020
FY 2019-20 Tax Credit Limit				\$2,500,000
Current FY Projected/ Approved Credits				\$1,925,076
Remaining Tax Credits				\$574,924

Note: The tax credit amount will be equal to \$500 per employee, not to exceed the maximum approved tax credit of \$75,000 per company for each fiscal year. Per KRS 154.12-207, the maximum amount of credits that may be committed in each state fiscal year shall be capped at \$2,500,000.

**BLUEGRASS STATE SKILLS CORPORATION
BOARD OF DIRECTORS**

BSSC SKILLS TRAINING INVESTMENT CREDIT REPORT

Date: May 27, 2020
Company: WestRock Consumer Packaging Group, LLC
City: Nicholasville **County:** Jessamine
Industry Sector: Manufacturing **BSSC #:** T20-22999
Bus. Devp. Contact: E. Bishop **DFS Staff:** K. McCane

Training Description:

WestRock Consumer Packaging Group, LLC is a manufacturer of paper and packaging products for other companies. The training plan includes training on safety, leadership, Excel and HR training. As well as electrical, welding, OEM, PLE for the maintenance and reliability team.

Training Details:

Classroom/OJT - In-House
 Classroom/OJT - Consultant/Educational Institution
 Instructional Materials & Supplies
Total Costs

	Total Costs		50% of Total Costs
\$	119,256	\$	59,628
\$	70,471	\$	35,235
\$	800	\$	400
\$	190,526	\$	95,263

Number of Trainees

260

Employment & Wage Information:

Existing Employment	Projected New Employees
270	1

Average Hourly Wage	Total Hourly Compensation
\$ 22.33	\$ 29.03

Requirements:

Total Hourly Compensation: \$12.51
 Base Hourly Wage: \$10.88

BSSC Tax Credit Recommended for Approval

\$75,000

Application Score

65

**BLUEGRASS STATE SKILLS CORPORATION
BOARD OF DIRECTORS**

BSSC SKILLS TRAINING INVESTMENT CREDIT REPORT

Date: May 27, 2020
Company: Volta Inc.
City: Frankfort **County:** Franklin
Industry Sector: National/Regional Headquarters **BSSC #:** T20-22961
Bus. Devp. Contact: B. Cox **DFS Staff:** K. McCane

Training Description:

Volta Inc., headquartered in Frankfort, is a reseller of IT hardware, software and services. The training plan includes IT Security practices, remote server hardware management, physical hardware configuration and repair, server OS imaging via PXEboot, Uninterruptible Power Supply maintenance and troubleshooting, ITSM incident handling training as well as virtual classrooms for network and security analytics.

Training Details:

Classroom/OJT - In-House
 Classroom/OJT - Consultant/Educational Institution
 Instructional Materials & Supplies
Total Costs

Total Costs	50% of Total Costs
\$ 20,204	\$ 10,102
\$ -	\$ -
\$ 5,050	\$ 2,525
\$ 25,254	\$ 12,627

Number of Trainees

2

Employment & Wage Information:

Existing Employment	Projected New Employees
24	2

Average Hourly Wage	Total Hourly Compensation
\$ 23.19	\$ 29.76

Requirements:

Total Hourly Compensation: \$12.51
 Base Hourly Wage: \$10.88

BSSC Tax Credit Recommended for Approval

\$12,000

Application Score

76

**BLUEGRASS STATE SKILLS CORPORATION
BOARD OF DIRECTORS**

BSSC SKILLS TRAINING INVESTMENT CREDIT REPORT

Date: May 27, 2020
Company: Constellium Bowling Green LLC
City: Bowling Green **County:** Warren
Industry Sector: Manufacturing **BSSC #:** T20-22962
Bus. Devp. Contact: A. Luttner **OFS Staff:** K. McCane

Training Description:

Constellium Bowling Green LLC is a manufacturer of aluminum for the automotive industry. The training application includes team building, equipment and area training as well as automotive mindset training.

Training Details:

	Total Costs	50% of Total Costs
Classroom/OJT - In-House	\$ 184,288	\$ 92,144
Classroom/OJT - Consultant/Educational Institution	\$ 35,448	\$ 17,724
Instructional Materials & Supplies	\$ -	\$ -
Total Costs	\$ 219,737	\$ 109,868

Number of Trainees

174

Employment & Wage Information:

Existing Employment	Projected New Employees
174	0

Average Hourly Wage	Total Hourly Compensation
\$ 33.79	\$ 47.31

Requirements:

Total Hourly Compensation: \$12.51
 Base Hourly Wage: \$10.88

BSSC Tax Credit Recommended for Approval

\$75,000

Application Score

70

**BLUEGRASS STATE SKILLS CORPORATION
BOARD OF DIRECTORS**

BSSC SKILLS TRAINING INVESTMENT CREDIT REPORT

Date: May 27, 2020
Company: Haier US Appliance Solutions, Inc. dba GE Appliances
City: Louisville **County:** Jefferson
Industry Sector: Manufacturing **BSSC #:** T20-22993
Bus. Devp. Contact: A. Luttner **DFS Staff:** K. McCane

Training Description:

Headquartered in Louisville, GE Appliances is one of the largest appliance brands in the United States and manufactures appliances under a number of brand names. The plan includes training on Engineering Development, a multi-phase Geometric Dimensioning and Tolerance training, and Factory Service training.

Training Details:

Classroom/OJT - In-House
 Classroom/OJT - Consultant/Educational Institution
 Instructional Materials & Supplies
Total Costs

Total Costs	50% of Total Costs
\$ 403,550	\$ 201,775
\$ -	\$ -
\$ -	\$ -
\$ 403,550	\$ 201,775

Number of Trainees

2,462

Employment & Wage Information:

Existing Employment	Projected New Employees
6,003	25

Average Hourly Wage	Total Hourly Compensation
\$ 16.50	\$ 18.97

Requirements:

Total Hourly Compensation: \$12.51
 Base Hourly Wage: \$10.88

BSSC Tax Credit Recommended for Approval

\$75,000

Application Score

64

**BLUEGRASS STATE SKILLS CORPORATION
BOARD OF DIRECTORS**

BSSC SKILLS TRAINING INVESTMENT CREDIT REPORT

Date: May 27, 2020
Company: 3B Enterprises, Inc. dba Home Instead Senior Care
City: Louisville **County:** Jefferson
Industry Sector: Healthcare **BSSC #:** T20-22997
Bus. Devp. Contact: M. David-Jacobs **DFS Staff:** C. Wingate

Training Description:

3B Enterprises LLC dba Home Instead Senior Care provides a variety of caregiving and medical services throughout Oldham and Jefferson Counties. The proposed plan includes training on Hospice, Palliative and Curative Care, Care Plans and Documentation, HIPAA, Behavioral Health, Devics and Equipment, Diabetes and Effective Communication.

Training Details:

	Total Costs	50% of Total Costs
Classroom/OJT - In-House	\$ 142,346	\$ 71,173
Classroom/OJT - Consultant/Educational Institution	\$ 17,705	\$ 8,853
Instructional Materials & Supplies	\$ -	\$ -
Total Costs	\$ 160,051	\$ 80,025

Number of Trainees

103

Employment & Wage Information:

Existing Employment	Projected New Employees
108	25

Average Hourly Wage	Total Hourly Compensation
\$ 14.29	\$ 16.43

Requirements:

Total Hourly Compensation: \$12.51
 Base Hourly Wage: \$10.88

BSSC Tax Credit Recommended for Approval

\$54,000

Application Score

70

Bluegrass State Skills Corporation

APPLICATIONS - COMMITMENT



**Commitment Grant-In-Aid (GIA) Project
May 2020**

Qualified Company	City	Number of Trainees	Incentive Amount
TPG Plastics LLC	Murray	37	\$75,000
Total			\$75,000.00

Current Approved Grant Amount \$75,000.00

**BLUEGRASS STATE SKILLS CORPORATION
BOARD OF DIRECTORS**

BSSC COMMITMENT GRANT-IN-AID PROJECT REPORT

Date: May 27, 2020
Company: TPG Plastics LLC
City: Murray **County:** Calloway
Industry Sector: Manufacturing **BSSC #:** G20-23001
Bus. Devp. Contact: E. Bishop **DFS Staff:** C. Wingate

Training Description:

TPG Plastics LLC is a manufacturer of blow molded plastic parts such as portable fuel and water containers. The proposed training plan consists of operator training ISO 9001, Supervisors training, Maintenance ISO 900, calibration training, and Forklift training for Supervisors and Maintenance.

Training Details:

Classroom/OJT - In-House
 Classroom/OJT - Consultant/Educational Institution
 Instructional Materials & Supplies
 Train-the-Trainer Travel
Total Costs

	Total Costs	50% of Total Costs
\$	150,596	\$ align="right">75,298
\$	-	\$ align="right">-
\$	-	\$ align="right">-
\$	-	\$ align="right">-
\$	150,596	\$ align="right"> 75,298

Number of Trainees

37

Employment & Wage Information:

Existing Employment	Projected New Employment
1	37

Average Hourly Wage	Total Hourly Compensation
\$ align="right">18.00	\$ align="right">25.20

Requirements:

Total Hourly Compensation: \$12.51
 Base Hourly Wage: \$10.88

BSSC Commitment Grant Recommended for Approval

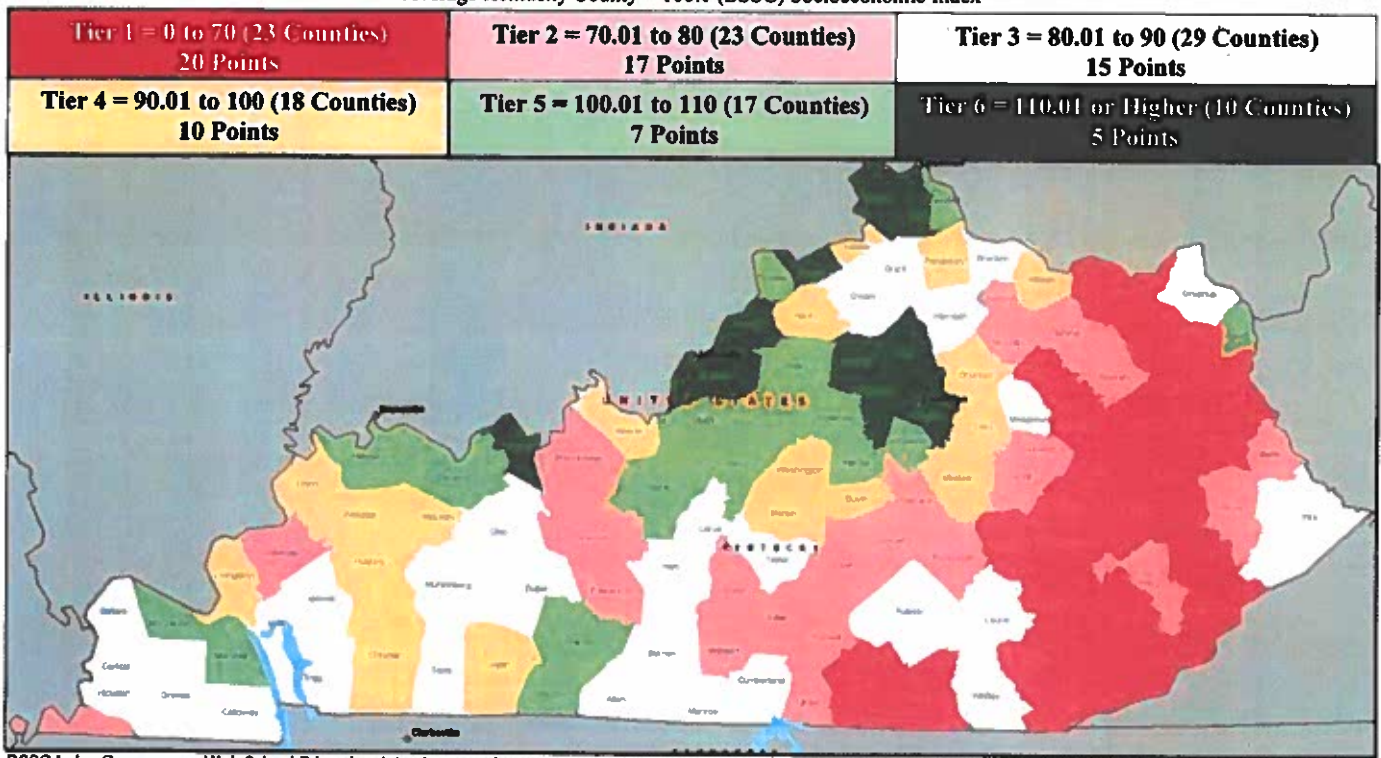
75,000

Bluegrass State Skills Corporation

OLD BUSINESS

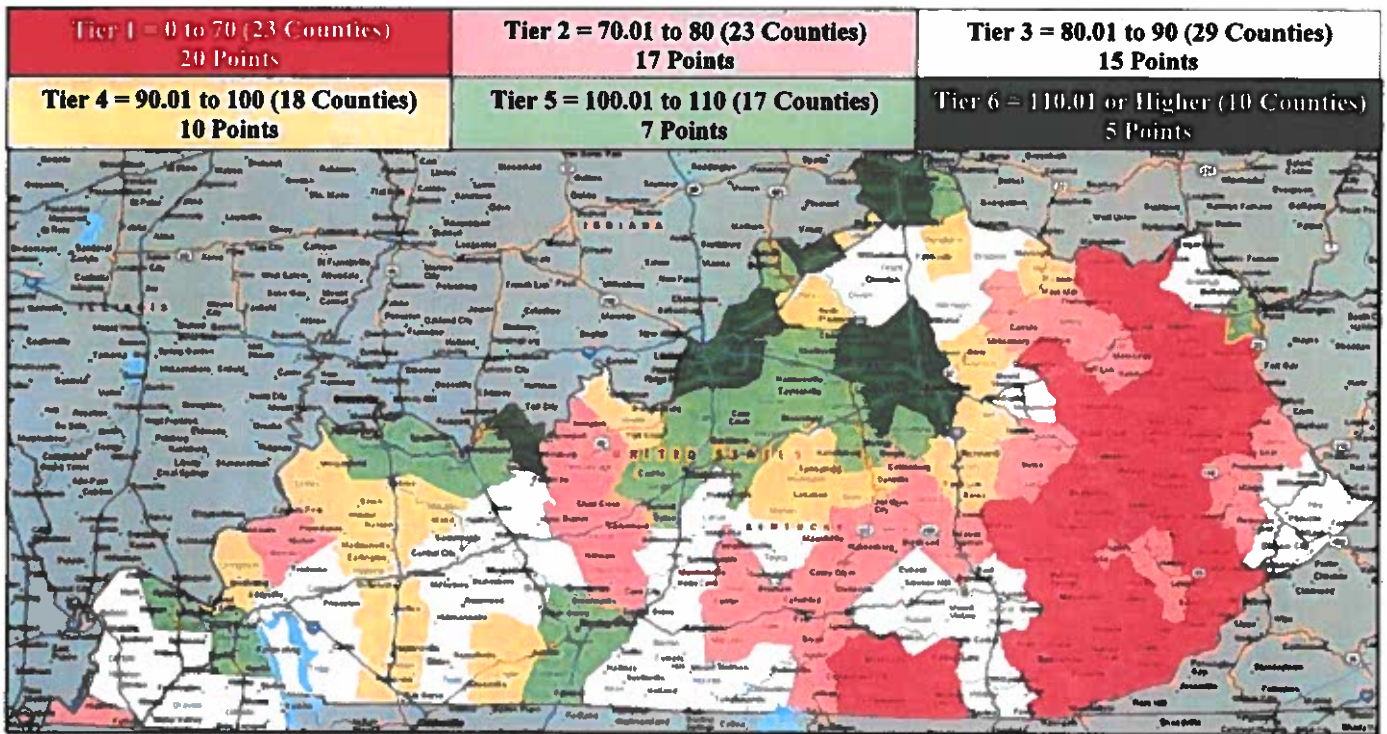


Bluegrass State Skills Corporation (BSSC) Socioeconomic Index: 2020
Bluegrass State Skills Corporation (BSSC) County Tiers
Average Kentucky County = 100.0 (BSSC) Socioeconomic Index



BSSC Index Components: High School Educational Attainment, 18 to 64 years in age (2014-2018), Average Annual Unemployment Rate (2017, 2018, and 2019), Per Capita Personal Income (2018), Average Annual Wages Per Worker (2018), Poverty Rates (2018), and Estimated Gross County Product Per Capita (2018).
Note: BSSC Socioeconomic Index components are equally weighted.
Note: United States Average Index = 121.5 (Equivalent BSSC Socioeconomic Index: 2020)

Bluegrass State Skills Corporation (BSSC) Socioeconomic Index: 2019
Bluegrass State Skills Corporation (BSSC) County Tiers
Average Kentucky County = 100.0 (BSSC) Socioeconomic Index



BSSC Index Components: High School Educational Attainment, 18 to 64 years in age (2014-2018), Average Annual Unemployment Rate (2017, 2018, and 2019), Per Capita Personal Income (2018), Average Annual Wages Per Worker (2018), Poverty Rates (2018), and Estimated Gross County Product Per Capita (2018).

Note: BSSC Socioeconomic Index components are equally weighted.

Note: United States Average Index = 121.5 (Equivalent BSSC Socioeconomic Index: 2020)

Bluegrass State Skills Corporation (BSSC) Socioeconomic Index: 2020

Note: Tier 1 = Lowest BSSC Index (Highest Priority) and Tier 6 = Highest BSSC Index (Lowest Priority)

- Kentucky's Average BSSC Index = 100.0
- Higher Than 100.0 = Above the Kentucky Average in Performance
- Lower Than 100.0 = Below the Kentucky Average in Performance

BSSC Tier Priority	Total Index	Location	Adult Population High School Education or Higher: 2014 to 2018		Unemployment Rate Annual Averages (Population 18 to 64) 2016, 2017, and 2018		Per Capita Personal Income 2018		Annual Wage and Salary Per Worker 2018		Annual Average Poverty Rate 2018		Per Capita Gross Domestic Product By County: 2018	
			Percent	Index	Percent	Index	Income	Index	Wage	Index	Percent	Index	Value	Index
	121.5	United States	88.6%	100.6	4.0%	112.5	\$54,446	128.2	\$57,519	124.9	13.1%	127.5	\$62,904	135.1
	100.0	Kentucky	88.0%	100.0	4.5%	100.0	\$42,458	100.0	\$46,040	100.0	16.7%	100.0	\$46,569	100.0
Tier 1	56.7	Magoffin	75.5%	85.8	13.4%	33.6	\$30,537	71.9	\$29,262	63.6	28.4%	58.8	\$12,398	26.6
Tier 1	58.9	Owsley	76.1%	86.5	7.6%	59.2	\$31,486	74.2	\$28,695	62.3	39.2%	42.6	\$13,339	28.6
Tier 1	59.2	Elliott	84.6%	96.1	9.4%	47.7	\$22,481	52.9	\$31,542	68.5	25.2%	66.3	\$10,941	23.5
Tier 1	61.1	Wolfe	78.5%	89.2	8.0%	56.3	\$31,083	73.2	\$29,434	63.9	31.4%	53.2	\$14,486	31.1
Tier 1	61.7	Clay	67.2%	76.4	7.6%	59.2	\$30,566	72.0	\$36,390	79.0	38.2%	43.7	\$18,692	40.1
Tier 1	62.1	Knott	77.4%	87.9	7.4%	60.8	\$30,118	70.9	\$32,048	69.6	32.1%	52.0	\$14,516	31.2
Tier 1	63.1	Jackson	78.5%	89.1	7.3%	61.4	\$28,352	66.8	\$32,599	70.8	26.5%	63.0	\$12,946	27.8
Tier 1	63.2	Carter	84.0%	95.4	9.1%	49.3	\$30,847	72.7	\$32,944	71.6	31.1%	53.7	\$17,087	36.7
Tier 1	63.6	Lewis	79.1%	89.8	8.8%	50.9	\$31,156	73.4	\$32,084	69.7	25.2%	66.3	\$14,716	31.6
Tier 1	63.8	McCreary	79.3%	90.0	6.4%	70.3	\$25,835	60.8	\$37,012	80.4	33.7%	49.6	\$14,856	31.9
Tier 1	64.1	Menifee	82.5%	93.7	7.7%	58.2	\$30,305	71.4	\$31,334	68.1	26.4%	63.3	\$14,020	30.1
Tier 1	64.2	Harlan	76.2%	86.6	9.0%	50.2	\$30,877	72.7	\$35,282	76.6	33.4%	50.0	\$22,851	49.1
Tier 1	64.4	Leslie	74.3%	84.4	8.5%	53.1	\$32,724	77.1	\$37,607	81.7	30.8%	54.2	\$16,745	36.0
Tier 1	64.6	Letcher	79.0%	89.8	7.7%	58.2	\$30,852	72.7	\$34,330	74.6	31.1%	53.7	\$18,095	38.9
Tier 1	65.1	Lee	76.2%	86.6	6.9%	65.5	\$30,157	71.0	\$34,444	74.8	34.4%	48.5	\$20,408	43.8
Tier 1	65.5	Breathitt	77.2%	87.6	7.9%	57.2	\$33,753	79.5	\$34,515	75.0	32.5%	51.4	\$19,750	42.4
Tier 1	65.6	Wayne	80.5%	91.4	6.9%	65.5	\$28,484	67.1	\$30,468	66.2	28.1%	59.4	\$20,321	43.6
Tier 1	65.9	Knox	77.7%	88.2	6.6%	67.8	\$29,431	69.3	\$33,679	73.2	31.9%	52.4	\$20,742	44.5
Tier 1	67.0	Morgan	78.6%	89.3	6.4%	70.3	\$26,831	63.2	\$34,685	75.3	27.3%	61.2	\$19,927	42.8
Tier 1	67.5	Bell	72.8%	82.7	6.9%	65.5	\$29,612	69.7	\$34,426	74.8	31.3%	53.4	\$27,282	58.6
Tier 1	68.9	Lawrence	79.1%	89.9	7.8%	57.7	\$31,654	74.6	\$35,349	76.8	25.5%	65.5	\$22,768	48.9
Tier 1	69.5	Bath	82.5%	93.7	7.0%	64.6	\$30,496	71.8	\$34,113	74.1	20.4%	81.9	\$14,321	30.8

TEAM KENTUCKY

CABINET FOR ECONOMIC DEVELOPMENT

BSSC Tier Priority	Total Index	Location	Adult Population High School Education or Higher: 2014 to 2018		Unemployment Rate Annual Averages (Population 18 to 64) 2016, 2017, and 2018		Per Capita Personal Income 2018		Annual Wage and Salary Per Worker 2018		Annual Average Poverty Rate 2018		Per Capita Gross Domestic Product By County: 2018	
			Percent	Index	Percent	Index	Income	Index	Wage	Index	Percent	Index	Value	Index
	121.5	United States	88.6%	100.6	4.0%	112.5	\$54,446	128.2	\$57,519	124.9	13.1%	127.5	\$62,904	135.1
	100.0	Kentucky	88.0%	100.0	4.5%	100.0	\$42,458	100.0	\$46,040	100.0	16.7%	100.0	\$46,569	100.0
Tier 1	69.9	Johnson	85.2%	96.7	7.4%	61.1	\$32,986	77.7	\$33,751	73.3	25.0%	66.8	\$20,322	43.6
Tier 2	70.4	Estill	81.2%	92.2	5.5%	82.3	\$31,555	74.3	\$34,453	74.8	25.3%	66.0	\$15,266	32.8
Tier 2	70.7	Robertson	79.9%	90.7	5.5%	81.8	\$32,815	77.3	\$26,355	57.2	19.1%	87.4	\$13,804	29.6
Tier 2	70.9	Martin	81.4%	92.5	7.0%	64.3	\$29,840	70.3	\$45,515	98.9	39.1%	42.7	\$26,433	56.8
Tier 2	71.0	Powell	83.2%	94.5	6.0%	74.6	\$31,498	74.2	\$31,341	68.1	22.0%	75.9	\$18,063	38.8
Tier 2	72.0	Clinton	77.6%	88.1	5.9%	76.7	\$31,308	73.7	\$30,322	65.9	25.7%	65.0	\$29,168	62.6
Tier 2	72.1	Adair	84.8%	96.3	5.5%	82.3	\$31,288	73.7	\$31,600	68.6	23.8%	70.2	\$19,372	41.6
Tier 2	73.1	Rockcastle	84.1%	95.5	5.2%	86.5	\$31,176	73.4	\$32,646	70.9	22.8%	73.2	\$18,168	39.0
Tier 2	73.2	Casey	79.9%	90.7	4.6%	97.8	\$31,205	73.5	\$31,430	68.3	26.0%	64.2	\$20,879	44.8
Tier 2	73.7	Floyd	79.7%	90.5	7.1%	63.4	\$36,976	87.1	\$39,066	84.9	34.2%	48.8	\$31,516	67.7
Tier 2	74.2	Lincoln	81.9%	93.1	5.2%	86.0	\$31,399	74.0	\$32,938	71.5	20.6%	81.1	\$18,545	39.8
Tier 2	74.5	Fulton	81.0%	92.0	6.2%	72.2	\$33,715	79.4	\$34,251	74.4	30.2%	55.3	\$34,407	73.9
Tier 2	75.6	Edmonson	85.7%	97.3	5.4%	83.3	\$32,253	76.0	\$32,959	71.6	17.4%	96.0	\$13,748	29.5
Tier 2	76.4	Breckinridge	85.9%	97.6	5.6%	80.8	\$34,461	81.2	\$32,102	69.7	18.8%	88.8	\$18,625	40.0
Tier 2	77.0	Metcalfe	82.1%	93.3	4.4%	103.1	\$31,512	74.2	\$34,157	74.2	23.3%	71.7	\$21,132	45.4
Tier 2	77.0	Fleming	82.5%	93.7	5.7%	79.4	\$33,537	79.0	\$34,393	74.7	18.6%	89.8	\$21,228	45.6
Tier 2	77.2	Nicholas	81.8%	93.0	4.9%	92.5	\$33,999	80.1	\$29,278	63.6	15.5%	107.7	\$12,374	26.6
Tier 2	77.6	Green	79.6%	90.4	4.4%	101.5	\$34,570	81.4	\$30,427	66.1	18.0%	92.8	\$15,560	33.4
Tier 2	77.8	Russell	80.5%	91.4	6.2%	72.2	\$34,343	80.9	\$31,911	69.3	21.6%	77.3	\$35,182	75.5
Tier 2	78.5	Grayson	82.6%	93.8	5.3%	84.4	\$33,580	79.1	\$34,580	75.1	21.4%	78.0	\$28,197	60.5
Tier 2	78.6	Rowan	89.3%	101.5	5.4%	82.8	\$30,777	72.5	\$34,389	74.7	22.7%	73.6	\$30,940	66.4
Tier 2	78.8	Perry	80.9%	91.9	6.9%	65.2	\$38,523	90.7	\$38,754	84.2	28.9%	57.8	\$38,540	82.8
Tier 2	79.5	Garrard	81.7%	92.8	4.7%	96.4	\$34,363	80.9	\$34,251	74.4	16.1%	103.7	\$13,499	29.0
Tier 2	79.6	Crittenden	84.9%	96.5	5.2%	87.1	\$35,325	83.2	\$31,380	68.2	17.8%	93.8	\$22,646	48.6
Tier 3	80.4	Hart	78.7%	89.4	4.4%	102.3	\$32,133	75.7	\$34,732	75.4	22.2%	75.2	\$30,019	64.5
Tier 3	80.4	Cumberland	84.5%	96.0	4.7%	96.4	\$35,549	83.7	\$35,836	77.8	23.3%	71.7	\$26,545	57.0
Tier 3	82.2	Monroe	79.6%	90.4	4.0%	112.5	\$36,385	85.7	\$32,321	70.2	23.0%	72.6	\$28,779	61.8
Tier 3	82.7	Larue	86.1%	97.8	4.6%	97.8	\$36,525	86.0	\$32,724	71.1	15.3%	109.2	\$15,965	34.3

TEAM KENTUCKY

CABINET FOR ECONOMIC DEVELOPMENT

BSSC Tier Priority	Total Index	Location	Adult Population High School Education or Higher: 2014 to 2018		Unemployment Rate Annual Averages (Population 18 to 64) 2016, 2017, and 2018		Per Capita Personal Income 2018		Annual Wage and Salary Per Worker 2018		Annual Average Poverty Rate 2018		Per Capita Gross Domestic Product By County: 2018	
			Percent	Index	Percent	Index	Income	Index	Wage	Index	Percent	Index	Value	Index
			121.5	United States	88.6%	100.6	4.0%	112.5	\$54,446	128.2	\$57,519	124.9	13.1%	127.5
	100.0	Kentucky	88.0%	100.0	4.5%	100.0	\$42,458	100.0	\$46,040	100.0	16.7%	100.0	\$46,569	100.0
Tier 3	83.1	Butler	82.8%	94.0	5.1%	88.8	\$34,420	81.1	\$35,243	76.5	17.7%	94.4	\$29,612	63.6
Tier 3	83.3	Owen	84.9%	96.5	4.7%	96.4	\$33,940	79.9	\$39,201	85.1	15.8%	105.7	\$16,917	36.3
Tier 3	83.7	Laurel	85.7%	97.4	5.3%	84.9	\$33,921	79.9	\$36,852	80.0	20.6%	81.1	\$36,850	79.1
Tier 3	84.0	Allen	83.9%	95.4	4.0%	111.6	\$32,643	76.9	\$35,062	76.2	17.3%	96.5	\$22,090	47.4
Tier 3	84.3	Caldwell	88.3%	100.3	5.0%	89.4	\$35,066	82.6	\$34,463	74.9	18.0%	92.8	\$30,718	66.0
Tier 3	85.0	Greenup	90.9%	103.3	7.0%	64.6	\$40,933	96.4	\$43,505	94.5	16.6%	100.6	\$23,584	50.6
Tier 3	85.1	Ohio	85.3%	96.8	5.7%	78.5	\$33,262	78.3	\$36,506	79.3	17.2%	97.1	\$37,546	80.6
Tier 3	85.6	Pulaski	85.6%	97.2	5.1%	87.7	\$37,024	87.2	\$36,334	78.9	19.5%	85.6	\$35,885	77.1
Tier 3	85.7	Pike	80.8%	91.7	6.5%	69.2	\$36,319	85.5	\$43,061	93.5	23.8%	70.2	\$48,357	103.8
Tier 3	86.0	Lyon	86.7%	98.5	5.2%	87.1	\$36,652	86.3	\$32,291	70.1	14.5%	115.2	\$27,357	58.7
Tier 3	86.1	Whitley	84.1%	95.5	5.3%	84.4	\$33,447	78.8	\$38,837	84.4	25.7%	65.0	\$50,576	108.6
Tier 3	86.3	Carlisle	83.3%	94.6	5.4%	83.3	\$43,860	103.3	\$31,069	67.5	17.2%	97.1	\$33,485	71.9
Tier 3	86.4	Todd	80.9%	91.9	4.0%	111.6	\$38,508	90.7	\$31,081	67.5	17.1%	97.7	\$27,524	59.1
Tier 3	86.5	Trigg	89.6%	101.8	5.1%	88.8	\$36,495	86.0	\$32,411	70.4	13.1%	127.5	\$20,656	44.4
Tier 3	86.6	Hickman	78.2%	88.8	6.0%	75.0	\$44,912	105.8	\$30,278	65.8	17.7%	94.4	\$41,900	90.0
Tier 3	86.8	Muhlenberg	81.8%	93.0	6.6%	67.8	\$33,892	79.8	\$41,004	89.1	17.4%	96.0	\$44,223	95.0
Tier 3	87.1	Barren	85.1%	96.6	4.5%	100.0	\$36,633	86.3	\$35,963	78.1	19.2%	87.0	\$34,744	74.6
Tier 3	87.2	Taylor	89.1%	101.2	4.3%	104.7	\$35,020	82.5	\$33,312	72.4	19.2%	87.0	\$35,154	75.5
Tier 3	87.4	Graves	86.7%	98.5	5.2%	86.5	\$38,130	89.8	\$37,511	81.5	16.9%	98.8	\$32,141	69.0
Tier 3	88.0	Montgomery	86.5%	98.2	6.0%	75.4	\$34,751	81.8	\$39,758	86.4	15.3%	109.2	\$35,777	76.8
Tier 3	88.2	Calloway	92.1%	104.6	4.1%	108.9	\$35,722	84.1	\$34,862	75.7	21.3%	78.4	\$36,170	77.7
Tier 3	89.0	Ballard	89.6%	101.8	6.8%	66.2	\$37,939	89.4	\$45,137	98.0	15.3%	109.2	\$32,489	69.8
Tier 3	89.6	Bracken	86.6%	98.3	5.2%	86.5	\$36,758	86.6	\$35,645	77.4	11.3%	147.8	\$18,942	40.7
Tier 3	89.7	Harrison	85.5%	97.2	4.3%	103.8	\$34,889	82.2	\$40,303	87.5	15.5%	107.7	\$27,805	59.7
Tier 3	89.9	Grant	87.4%	99.3	4.4%	101.5	\$36,093	85.0	\$40,317	87.6	13.9%	120.1	\$21,342	45.8
Tier 4	90.2	Pendleton	85.6%	97.3	4.2%	107.1	\$43,757	103.1	\$39,414	85.6	15.5%	107.7	\$18,775	40.3
Tier 4	90.4	Livingston	87.1%	99.0	6.7%	67.2	\$37,792	89.0	\$44,227	96.1	13.9%	120.1	\$33,065	71.0
Tier 4	91.2	Hopkins	88.6%	100.7	4.7%	95.1	\$39,236	92.4	\$41,483	90.1	18.1%	92.3	\$35,775	76.8

TEAM KENTUCKY

CABINET FOR ECONOMIC DEVELOPMENT

BSSC Tier Priority	Total Index	Location	Adult Population High School Education or Higher: 2014 to 2018		Unemployment Rate Annual Averages (Population 18 to 64) 2016, 2017, and 2018		Per Capita Personal Income 2018		Annual Wage and Salary Per Worker 2018		Annual Average Poverty Rate 2018		Per Capita Gross Domestic Product By County: 2018	
			Percent	Index	Percent	Index	Income	Index	Wage	Index	Percent	Index	Value	Index
			121.5	United States	88.6%	100.6	4.0%	112.5	\$54,446	128.2	\$57,519	124.9	13.1%	127.5
	100.0	Kentucky	88.0%	100.0	4.5%	100.0	\$42,458	100.0	\$46,040	100.0	16.7%	100.0	\$46,569	100.0
Tier 4	91.7	Union	87.8%	99.7	5.2%	87.1	\$33,736	79.5	\$43,726	95.0	16.3%	102.5	\$40,307	86.6
Tier 4	91.9	Henry	85.4%	97.0	3.9%	116.4	\$37,981	89.5	\$36,008	78.2	14.3%	116.8	\$24,872	53.4
Tier 4	92.0	Meade	89.5%	101.6	4.8%	93.1	\$40,026	94.3	\$37,175	80.7	11.4%	146.5	\$16,673	35.8
Tier 4	92.5	Madison	91.6%	104.0	4.0%	111.6	\$35,397	83.4	\$39,345	85.5	16.5%	101.2	\$32,295	69.3
Tier 4	93.6	McLean	87.7%	99.6	4.9%	91.2	\$41,603	98.0	\$37,497	81.4	13.9%	120.1	\$33,292	71.5
Tier 4	94.7	Marion	83.4%	94.7	4.0%	113.4	\$36,083	85.0	\$40,583	88.1	17.1%	97.7	\$41,631	89.4
Tier 4	95.2	Washington	89.1%	101.2	3.9%	114.4	\$37,824	89.1	\$39,304	85.4	13.8%	121.0	\$27,904	59.9
Tier 4	96.0	Christian	89.3%	101.4	5.7%	78.5	\$37,742	88.9	\$53,080	115.3	18.2%	91.8	\$46,569*	100.0*
Tier 4	96.3	Webster	83.3%	94.6	4.5%	100.7	\$39,188	92.3	\$47,006	102.1	18.4%	90.8	\$45,411	97.5
Tier 4	96.4	Clark	88.2%	100.2	4.2%	106.3	\$39,848	93.9	\$42,069	91.4	16.0%	104.4	\$38,457	82.6
Tier 4	96.8	Logan	87.2%	99.0	4.1%	109.8	\$36,005	84.8	\$44,329	96.3	18.0%	92.8	\$45,787	98.3
Tier 4	96.9	Boyle	91.0%	103.3	4.7%	95.1	\$37,780	89.0	\$40,265	87.5	14.8%	112.8	\$43,740	93.9
Tier 4	97.0	Gallatin	82.5%	93.8	4.2%	106.3	\$32,065	75.5	\$48,592	105.5	15.1%	110.6	\$41,965	90.1
Tier 4	97.0	Bourbon	85.8%	97.4	4.1%	108.9	\$44,388	104.5	\$40,217	87.4	16.5%	101.2	\$38,486	82.6
Tier 4	98.2	Mason	87.0%	98.8	5.9%	76.3	\$40,541	95.5	\$40,593	88.2	18.2%	91.8	\$64,650	138.8
Tier 5	100.1	Warren	90.7%	103.0	3.9%	115.4	\$38,045	89.6	\$42,041	91.3	16.5%	101.2	\$46,480	99.8
Tier 5	100.1	Henderson	88.0%	99.9	4.1%	110.7	\$39,891	94.0	\$43,337	94.1	16.3%	102.5	\$46,263	99.3
Tier 5	101.3	Anderson	89.7%	101.9	3.8%	118.4	\$39,321	92.6	\$37,487	81.4	10.0%	167.0	\$21,587	46.4
Tier 5	101.6	Daviess	91.0%	103.3	4.1%	109.8	\$41,754	98.3	\$41,793	90.8	15.3%	109.2	\$45,654	98.0
Tier 5	101.6	Jessamine	87.4%	99.3	3.7%	122.7	\$43,470	102.4	\$39,360	85.5	12.6%	132.5	\$31,398	67.4
Tier 5	103.0	Nelson	92.0%	104.4	4.4%	102.3	\$42,442	100.0	\$41,721	90.6	12.2%	136.9	\$38,899	83.5
Tier 5	103.5	Trimble	85.9%	97.6	4.6%	98.5	\$36,565	86.1	\$49,318	107.1	16.5%	101.2	\$60,674	130.3
Tier 5	103.6	Simpson	87.6%	99.5	4.3%	103.8	\$38,189	89.9	\$40,447	87.9	12.5%	133.6	\$49,671	106.7
Tier 5	103.7	Mercer	88.3%	100.3	4.6%	97.1	\$37,146	87.5	\$48,467	105.3	12.8%	130.5	\$47,363	101.7
Tier 5	104.0	Marshall	89.6%	101.8	5.3%	84.4	\$41,625	98.0	\$51,069	110.9	12.1%	138.0	\$42,410	91.1
Tier 5	106.2	Bullitt	90.4%	102.6	4.1%	109.8	\$40,935	96.4	\$39,691	86.2	9.5%	175.8	\$30,971	66.5
Tier 5	107.0	Hardin	92.0%	104.5	4.3%	105.5	\$43,424	102.3	\$46,402	100.8	13.4%	124.6	\$48,521	104.2
Tier 5	107.6	Campbell	92.6%	105.2	3.5%	127.4	\$49,015	115.4	\$43,948	95.5	13.1%	127.5	\$34,687	74.5

TEAM KENTUCKY

CAINCENT FOR ECONOMIC DEVELOPMENT

BSSC Tier Priority	Total Index	Location	Adult Population High School Education or Higher: 2014 to 2018		Unemployment Rate Annual Averages (Population 18 to 64) 2016, 2017, and 2018		Per Capita Personal Income 2018		Annual Wage and Salary Per Worker 2018		Annual Average Poverty Rate 2018		Per Capita Gross Domestic Product By County: 2018	
			Percent	Index	Percent	Index	Income	Index	Wage	Index	Percent	Index	Value	Index
			121.5	United States	88.6%	100.6	4.0%	112.5	\$54,446	128.2	\$57,519	124.9	13.1%	127.5
100.0	Kentucky	88.0%	100.0	4.5%	100.0	\$42,458	100.0	\$46,040	100.0	16.7%	100.0	\$46,569	100.0	
Tier 5	107.9	McCracken	91.0%	103.4	5.5%	81.3	\$48,383	114.0	\$43,990	95.5	14.7%	113.6	\$65,076	139.7
Tier 5	109.1	Boyd	90.2%	102.5	6.3%	71.8	\$39,746	93.6	\$47,578	103.3	18.3%	91.3	\$89,312	191.8
Tier 5	109.2	Shelby	85.4%	97.0	3.5%	128.6	\$45,392	106.9	\$39,244	85.2	10.0%	167.0	\$32,869	70.6
Tier 5	109.6	Spencer	91.5%	103.9	3.7%	121.6	\$43,960	103.5	\$34,237	74.4	7.3%	228.8	\$11,861	25.5
Tier 6	116.3	Franklin	89.8%	101.9	3.8%	117.4	\$41,760	98.4	\$43,563	94.6	12.9%	129.5	\$72,768	156.3
Tier 6	119.0	Fayette	91.7%	104.1	3.4%	132.4	\$50,180	118.2	\$48,037	104.3	14.6%	114.4	\$65,392	140.4
Tier 6	119.6	Jefferson	90.7%	103.0	4.1%	108.9	\$51,937	122.3	\$54,792	119.0	15.4%	108.4	\$72,727	156.2
Tier 6	119.8	Woodford	89.5%	101.7	3.2%	142.1	\$51,753	121.9	\$41,675	90.5	9.4%	177.7	\$39,536	84.9
Tier 6	124.2	Kenton	90.2%	102.4	3.7%	122.7	\$57,982	136.6	\$55,457	120.5	10.4%	160.6	\$47,825	102.7
Tier 6	126.0	Scott	91.5%	103.9	3.5%	128.6	\$43,409	102.2	\$52,733	114.5	8.3%	201.2	\$49,034	105.3
Tier 6	131.6	Hancock	88.6%	100.6	4.4%	103.1	\$36,929	87.0	\$67,497	146.6	12.0%	139.2	\$99,277	213.2
Tier 6	139.8	Oldham	93.2%	105.9	3.4%	133.7	\$63,039	148.5	\$44,803	97.3	5.6%	298.2	\$25,722	55.2
Tier 6	139.8	Carroll	81.2%	92.2	4.3%	105.5	\$36,349	85.6	\$55,975	121.6	15.6%	107.1	\$152,220	326.9
Tier 6	143.2	Boone	93.6%	106.3	3.6%	126.2	\$48,004	113.1	\$47,583	103.4	6.4%	260.9	\$69,642	149.5

High School Education or Higher Level of Education: 2014 to 2018 – Source: United States Census Bureau, American Community Survey, 5-Year Estimates. Updated every year. <http://factfinder2.census.gov>. Educational attainment – 18 years to 64 years of age - percent high school graduate or higher.

Annual Average Unemployment Rate: 2017-2019 – Source: Employment data provided by Kentucky Education Cabinet, Office of Employment and Training. <http://www.oet.ky.gov/>. Note: Based on a three (3) year aggregation of the data.

Per Capita Personal Income: 2018 – Source: United States Department of Commerce, Bureau of Economic Analysis, Economics and Statistics Administration, Regional Economic Information System, CA1-3 Personal income summary, Per capita personal income (dollars) by County <http://www.bea.gov/>.

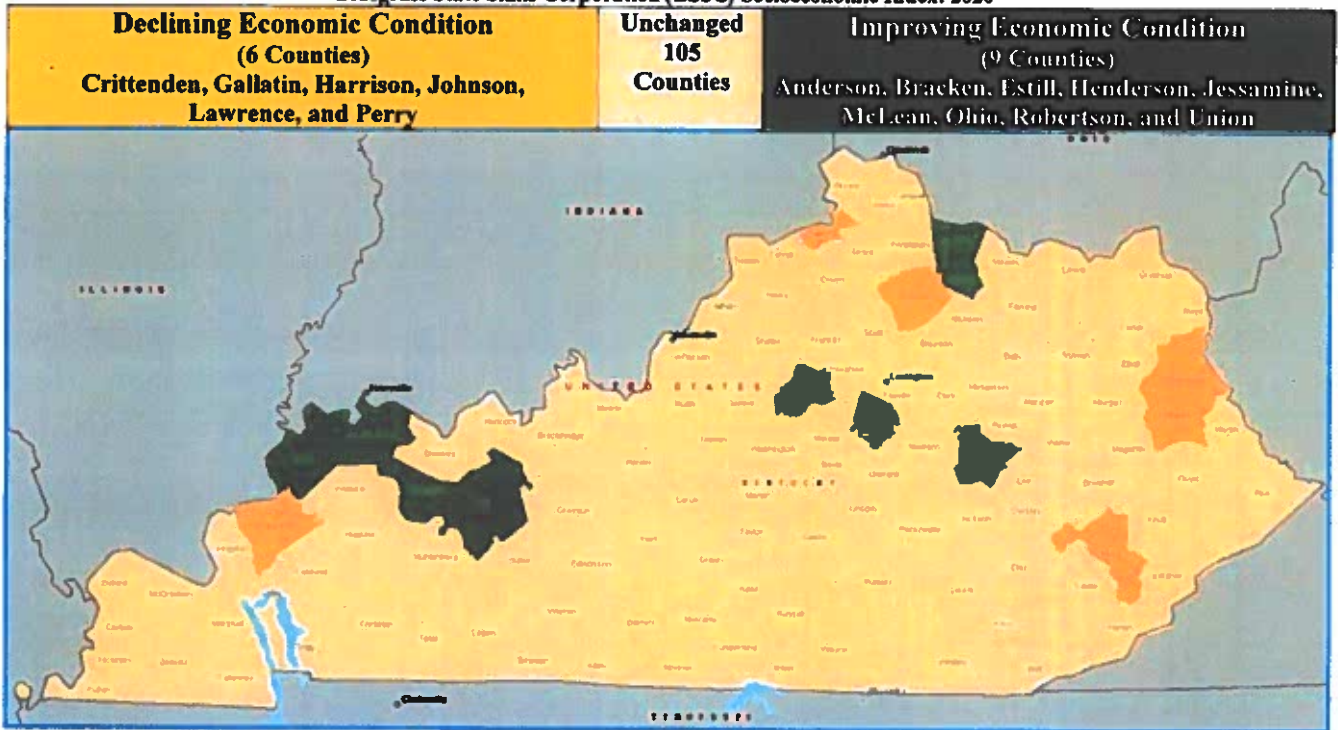
Annual Average Wage and Salary Per Worker 2018 – Source: United States Department of Commerce, Bureau of Economic Analysis, Economics and Statistics Administration, Regional Economic Information System, CAINCSN Personal Income by Major Component and Earnings and CAEMP25N Total Full-Time and Part-Time Employment, average wage per job (dollars) by County <http://www.bea.gov/>.

County Estimates for People of All Ages in Poverty for Kentucky: 2018 - Source: Estimated Number and Percent of People of all Ages in Poverty by County: 2014-2018 American Fact Finder, Poverty Estimate in the past 12-months, 5-Year Estimates, United States Census Bureau. <http://www.census.gov/did/www/saipo/>.

Gross Domestic Product by County: 2018 – Source: Derived from data provided by the United States Bureau of Economic Analysis, CAGDP2 Gross domestic product (GDP) by county and metropolitan area, 2018, Local Area Gross Domestic Product, Current Release: December 12, 2019, <https://www.bea.gov/data/gdp/gdp-county>. Population: CAINC1 Personal Income Summary: Personal Income, Population, Per Capita Personal Income, <http://www.bea.gov/>.

- Note: The BSSC index for Christian County has been modified. The Christian County index equals the Kentucky state average. The exclusion of per capita GDP reflects the unique nature of Fort Campbell and the difficulty of measuring the actual GDP (localized county impact) when considering deployed military personnel.

Counties Moving to a Different Tier from 2019 to 2020
Bluegrass State Skills Corporation (BSSC) Socioeconomic Index: 2020



Note: BSSC Index Components: High School Educational Attainment, 18 to 64 years in age (2014-2018), Average Annual Unemployment Rate (2017, 2018, and 2019), Per Capita Personal Income (2018), Average Annual Wages Per Worker (2018), Poverty Rates (2018), and Estimated Gross County Product Per Capita (2018).

Tier 1 = Weakest Socioeconomic Condition
Tier 6 = Strongest Socioeconomic Condition

**Bluegrass State Skills Corporation (BSSC) Socioeconomic Index
Comparison 2019 with 2020**

2019		Area	2020		Change (2020)
-	119.4	United States	-	121.5	-
-	100.0	Kentucky	-	100.0	-
Tier 2	73.6	Adair	Tier 2	72.1	Unchanged
Tier 3	83.0	Allen	Tier 3	84.0	Unchanged
Tier 4	99.2	Anderson	Tier 5	101.3	Up
Tier 3	88.9	Ballard	Tier 3	89.0	Unchanged
Tier 3	85.1	Barren	Tier 3	87.1	Unchanged
Tier 1	68.3	Bath	Tier 1	69.5	Unchanged
Tier 1	64.2	Bell	Tier 1	67.5	Unchanged
Tier 6	139.8	Boone	Tier 6	143.2	Unchanged
Tier 4	96.4	Bourbon	Tier 4	97.0	Unchanged
Tier 5	105.3	Boyd	Tier 5	109.1	Unchanged
Tier 4	97.0	Boyle	Tier 4	96.9	Unchanged
Tier 2	77.2	Bracken	Tier 3	89.6	Up
Tier 1	64.3	Breathitt	Tier 1	65.5	Unchanged
Tier 2	78.5	Breckinridge	Tier 2	76.4	Unchanged
Tier 5	105.9	Bullitt	Tier 5	106.2	Unchanged
Tier 3	80.7	Butler	Tier 3	83.1	Unchanged
Tier 3	86.1	Caldwell	Tier 3	84.3	Unchanged
Tier 3	88.7	Calloway	Tier 3	88.2	Unchanged
Tier 5	106.7	Campbell	Tier 5	107.6	Unchanged
Tier 3	88.9	Carlisle	Tier 3	86.3	Unchanged
Tier 6	118.0	Carroll	Tier 6	139.8	Unchanged
Tier 1	68.5	Carter	Tier 1	63.2	Unchanged
Tier 2	73.8	Casey	Tier 2	73.2	Unchanged
Tier 4	96.6	Christian	Tier 4	96.0	Unchanged
Tier 4	98.6	Clark	Tier 4	96.4	Unchanged
Tier 1	60.9	Clay	Tier 1	61.7	Unchanged
Tier 2	75.6	Clinton	Tier 2	72.0	Unchanged
Tier 3	80.8	Crittenden	Tier 2	79.6	Down
Tier 3	80.2	Cumberland	Tier 3	80.4	Unchanged
Tier 5	103.2	Daviess	Tier 5	101.6	Unchanged
Tier 2	74.0	Edmonson	Tier 2	75.6	Unchanged
Tier 1	56.0	Elliott	Tier 1	59.2	Unchanged
Tier 1	68.9	Estill	Tier 2	70.4	Up
Tier 6	118.2	Fayette	Tier 6	119.0	Unchanged
Tier 2	77.0	Fleming	Tier 2	77.0	Unchanged
Tier 2	73.0	Floyd	Tier 2	73.7	Unchanged
Tier 6	126.3	Franklin	Tier 6	116.3	Unchanged
Tier 2	78.4	Fulton	Tier 2	74.5	Unchanged
Tier 5	102.0	Gallatin	Tier 4	97.0	Down
Tier 2	79.4	Garrard	Tier 2	79.5	Unchanged
Tier 3	83.9	Grant	Tier 3	89.9	Unchanged
Tier 3	84.8	Graves	Tier 3	87.4	Unchanged
Tier 2	76.5	Grayson	Tier 2	78.5	Unchanged

TEAM KENTUCKY

CABINET FOR ECONOMIC DEVELOPMENT

2019		Area	2020		Change (2020)
Tier 2	78.4	Green	Tier 2	77.6	Unchanged
Tier 3	84.2	Greenup	Tier 3	85.0	Unchanged
Tier 6	127.9	Hancock	Tier 6	131.6	Unchanged
Tier 5	109.5	Hardin	Tier 5	107.0	Unchanged
Tier 1	64.2	Harlan	Tier 1	64.2	Unchanged
Tier 4	90.2	Harrison	Tier 3	89.7	Down
Tier 3	80.7	Hart	Tier 3	80.4	Unchanged
Tier 4	98.5	Henderson	Tier 5	100.1	Up
Tier 4	90.3	Henry	Tier 4	91.9	Unchanged
Tier 3	88.7	Hickman	Tier 3	86.6	Unchanged
Tier 4	94.2	Hopkins	Tier 4	91.2	Unchanged
Tier 1	61.4	Jackson	Tier 1	63.1	Unchanged
Tier 6	122.7	Jefferson	Tier 6	119.6	Unchanged
Tier 4	97.2	Jessamine	Tier 5	101.6	Up
Tier 2	70.3	Johnson	Tier 1	69.9	Down
Tier 6	119.2	Kenton	Tier 6	124.2	Unchanged
Tier 1	61.9	Knott	Tier 1	62.1	Unchanged
Tier 1	63.7	Knox	Tier 1	65.9	Unchanged
Tier 3	84.5	Larue	Tier 3	82.7	Unchanged
Tier 3	82.6	Laurel	Tier 3	83.7	Unchanged
Tier 2	71.1	Lawrence	Tier 1	68.9	Down
Tier 1	66.0	Lee	Tier 1	65.1	Unchanged
Tier 1	61.9	Leslie	Tier 1	64.4	Unchanged
Tier 1	63.8	Letcher	Tier 1	64.6	Unchanged
Tier 1	64.1	Lewis	Tier 1	63.6	Unchanged
Tier 2	73.4	Lincoln	Tier 2	74.2	Unchanged
Tier 4	93.0	Livingston	Tier 4	90.4	Unchanged
Tier 4	98.1	Logan	Tier 4	96.8	Unchanged
Tier 3	86.1	Lyon	Tier 3	86.0	Unchanged
Tier 4	92.4	Madison	Tier 4	92.5	Unchanged
Tier 1	56.7	Magoffin	Tier 1	56.7	Unchanged
Tier 4	94.5	Marion	Tier 4	94.7	Unchanged
Tier 5	106.4	Marshall	Tier 5	104.0	Unchanged
Tier 2	73.9	Martin	Tier 2	70.9	Unchanged
Tier 4	98.0	Mason	Tier 4	98.2	Unchanged
Tier 5	106.6	McCracken	Tier 5	107.9	Unchanged
Tier 1	61.6	McCreary	Tier 1	63.8	Unchanged
Tier 3	87.1	McLean	Tier 4	93.6	Up
Tier 4	91.5	Meade	Tier 4	92.0	Unchanged
Tier 1	67.8	Meniffee	Tier 1	64.1	Unchanged
Tier 5	100.2	Mercer	Tier 5	103.7	Unchanged
Tier 2	79.1	Metcalfe	Tier 2	77.0	Unchanged
Tier 3	82.3	Monroe	Tier 3	82.2	Unchanged
Tier 3	83.6	Montgomery	Tier 3	88.0	Unchanged
Tier 1	68.0	Morgan	Tier 1	67.0	Unchanged
Tier 3	88.8	Muhlenberg	Tier 3	86.8	Unchanged
Tier 5	107.9	Nelson	Tier 5	103.0	Unchanged
Tier 2	70.4	Nicholas	Tier 2	77.2	Unchanged

TEAM KENTUCKY

CABINET FOR ECONOMIC DEVELOPMENT

2019		Area	2020		Change (2020)
Tier 2	79.6	Ohio	Tier 3	85.1	Up
Tier 6	145.1	Oldham	Tier 6	139.8	Unchanged
Tier 3	85.1	Owen	Tier 3	83.3	Unchanged
Tier 1	60.3	Owsley	Tier 1	58.9	Unchanged
Tier 4	95.1	Pendleton	Tier 4	90.2	Unchanged
Tier 3	80.8	Perry	Tier 2	78.8	Down
Tier 3	83.4	Pike	Tier 3	85.7	Unchanged
Tier 2	70.8	Powell	Tier 2	71.0	Unchanged
Tier 3	83.2	Pulaski	Tier 3	85.6	Unchanged
Tier 1	64.5	Robertson	Tier 2	70.7	Up
Tier 2	74.2	Rockcastle	Tier 2	73.1	Unchanged
Tier 2	77.2	Rowan	Tier 2	78.6	Unchanged
Tier 2	74.1	Russell	Tier 2	77.8	Unchanged
Tier 6	122.7	Scott	Tier 6	126.0	Unchanged
Tier 5	107.8	Shelby	Tier 5	109.2	Unchanged
Tier 5	100.7	Simpson	Tier 5	103.6	Unchanged
Tier 5	108.3	Spencer	Tier 5	109.6	Unchanged
Tier 3	85.4	Taylor	Tier 3	87.2	Unchanged
Tier 3	83.8	Todd	Tier 3	86.4	Unchanged
Tier 3	85.6	Trigg	Tier 3	86.5	Unchanged
Tier 5	101.3	Trimble	Tier 5	103.5	Unchanged
Tier 3	86.4	Union	Tier 4	91.7	Up
Tier 5	103.0	Warren	Tier 5	100.1	Unchanged
Tier 4	92.6	Washington	Tier 4	95.2	Unchanged
Tier 1	67.9	Wayne	Tier 1	65.6	Unchanged
Tier 4	95.9	Webster	Tier 4	96.3	Unchanged
Tier 3	87.3	Whitley	Tier 3	86.1	Unchanged
Tier 1	59.4	Wolfe	Tier 1	61.1	Unchanged
Tier 6	110.5	Woodford	Tier 6	119.8	Unchanged



May 5, 2020

To the Board of Directors
Bluegrass State Skills Corporation

We are engaged to audit the financial statements of Bluegrass State Skills Corporation (Corporation) for the year ended June 30, 2020. Professional standards require that we provide you with the following information related to our audit.

***Our Responsibilities under U.S. Generally Accepted Auditing Standards
and Government Auditing Standards***

As stated in our engagement letter dated May 5, 2020, our responsibility, as described by professional standards, is to express opinions about whether the financial statements prepared by management with your oversight are fairly presented, in all material respects, in conformity with accounting principles generally accepted in the United States of America. Our audit of the financial statements does not relieve you or management of your responsibilities.

As part of our audit, we will consider the internal control of the Corporation. Such considerations are solely for the purpose of determining our audit procedures and not to provide any assurance concerning such internal control.

As part of obtaining reasonable assurance about whether the financial statements are free of material misstatement, we will also perform tests of the Corporation's compliance with certain provisions of laws, regulations, contracts, and grants. However, the objective of our tests is not to provide an opinion on compliance with such provisions.

Our responsibility for the supplementary information accompanying the financial statements, as described by professional standards, is to evaluate the presentation of the supplementary information in relation to the financial statements as a whole and to report on whether the supplementary information is fairly stated, in all material respects, in relation to the financial statements as a whole.

Planned Scope and Timing of the Audit

An audit includes examining, on a test basis, evidence supporting the amounts and disclosures in the financial statements; therefore, our audit will involve judgment about the number of transactions to be examined and the areas to be tested.

Our audit will include obtaining an understanding of the Corporation and its environment, including internal control, sufficient to assess the risks of material misstatement of the financial statements and to design the nature, timing, and extent of further audit procedures. Material misstatements may result from (1) errors, (2) fraudulent financial reporting, (3) misappropriation of assets, or (4) violations of laws or governmental regulations that are attributable to the Corporation or to acts by management or employees acting on behalf of the Corporation. We will generally communicate our significant findings at the conclusion of the audit. However, some matters could be communicated sooner, particularly if significant difficulties are encountered during the audit where assistance is needed to overcome the difficulties or if the difficulties may lead to a modified opinion. We will also communicate any internal control related matters that are required to be communicated under professional standards.

We expect to begin our "year-end fieldwork" on July 13, 2020 and to issue our reports no later than October 1, 2020.

MCM CPAs & Advisors LLP

www.mcmcpa.com
888.587.1719

A Member of PrimeGlobal - An Association
of Independent Accounting Firms

Kentucky
Indiana
Ohio

To the Board of Directors
Bluegrass State Skills Corporation
May 5, 2020

Page Two

This information is intended solely for the use of the Board of Directors and is not intended to be, and should not be, used by anyone other than this specified party.

Very truly yours,

A handwritten signature in black ink that reads "MCM CPAs & Advisors LLP". The signature is written in a cursive, stylized font.

MCM CPAs & Advisors LLP
Louisville, Kentucky

Bluegrass State Skills Corporation

NEW BUSINESS





Guidelines:

Bluegrass State Skills Corporation (BSSC) Grant-in-Aid (GIA) and Skills Training Investment Credit (STIC) Programs

FY 201920-20201

Introduction

The Bluegrass State Skills Corporation (BSSC) was established in 1984 by the General Assembly of the Commonwealth of Kentucky to stimulate economic development through customized business and industry-specific skills training programs. The BSSC works with qualified companies and Kentucky's educational institutions to establish programs of skills upgrade and occupational upgrade training.

- *Skills upgrade training* – employee training sponsored by a qualified company that is designed to provide the employee with new skills necessary to enhance productivity, improve performance, or retain employment, including but not limited to technical and interpersonal skills, and training that is designed to enhance computer skills, communication skills, problem solving, reading, writing, or math skills of employees who are unable to function effectively on the job due to deficiencies in these areas, are unable to advance on the job, or who risk displacement because their skill deficiencies inhibit their training potential for new technology
- *Occupational upgrade training* – employee training sponsored by a qualified company that is designed to qualify the employee for a promotional opportunity with the qualified company

An eighteen-member Board of Directors, including representatives of business, government, education, and labor, governs the BSSC. The Board is comprised of private sector individuals as well as public officials who serve as ex-officio members and include the following:

- Secretary of the Cabinet for Economic Development
- Secretary of the Education and Workforce Development Cabinet
- Secretary of the Labor Cabinet
- President of the Council on Postsecondary Education
- President of the Kentucky Community and Technical College System
- Commissioner of the Department of Workforce Investment

The purpose of the BSSC is to improve and promote employment opportunities of the citizens of the Commonwealth by creating and expanding programs of skills training and education, which meet the needs of qualified companies. The BSSC's main functions are:

- To administer and fund customized business and industry-specific training through agreements for Grant-in-Aid and Skills Training Investment Credit incentives;



- To act as a broker by coordinating the resources of providers of skills upgrade training, occupational upgrade training and employment services; and
- To facilitate the creation of public/private partnerships through education and training programs designed to meet training needs of individual and multiple company (training consortia) training projects.

Application Submission and Board Meeting Schedule

The schedule for submission deadlines for applications and BSSC Board of Directors meetings are as follows:

Application Submission Deadline	Board Meeting Date
June 24 ¹⁵ , 2019 20	July 31 ²⁹ , 2019 20
August 15, 2019 20	September 25 ³⁰ , 2019 20
October 15, 2019 20	December 42 ²² , 2019 20
December 16 ⁵ , 2019 20	January 29 ⁷ , 2021 0
February 17 ⁵ , 2020 1	March 26 ³¹ , 2020 1
April 15, 2020 1	May 27 ⁶ , 2020 1

All meetings will begin at 1:00pm and will be held in the 1st floor conference room at the Kentucky Cabinet for Economic Development, Old Capitol Annex, 300 West Broadway in Frankfort. Notices of the meetings will be published in advance. The BSSC reserves the right to schedule, reschedule, cancel or change meeting location designated in advance at its discretion.

Grant-in-Aid Program (GIA)

The Grant-in-Aid program provides reimbursement dollars to companies/consortia for company specific training activities. The maximum funding amount for applicants during a BSSC fiscal year (July 1 – June 30) is the **LESSER** of the following:

- 50% of approved costs/eligible training costs
- \$75,000
- \$2,000 per unduplicated eligible trainee

Qualified companies may receive one approved GIA per fiscal year, subject to the availability of funds and the company's application score. Approved companies shall notify the BSSC if they find they are unable to use all or a portion of the funds that have been set aside for them. These unused funds will then be reallocated. Companies that act responsibly in this manner are in no way penalized when applying for future BSSC incentives.

Skills Training Investment Credit Act (STIC)

The Skills Training Investment Credit Act provides a credit against Kentucky income tax imposed by KRS 141.020 or 141.040 and the limited entity tax imposed by 141-0401 to companies for company specific training activities. The maximum tax credit amount for qualified companies during each two-year biennium (July 1, 2018~~20~~ – June 30, 2020~~21~~) is the **LESSER** of:

- 50% of approved costs/eligible training costs
- \$75,000
- \$500 per full-time, Kentucky resident employee paid a total hourly compensation of at least \$12.51, including benefits, as of the application submission

Qualified companies may receive one approved application per biennium (July 1, 2018~~20~~ – June 30, 2020~~2~~). The BSSC has a maximum of \$2.5 million in tax credits to award to eligible companies in each state fiscal year. Investment credits that are not approved by the BSSC by the end of the fiscal year (June 30) shall lapse and not be carried forward to a new fiscal year. A project may not be eligible if it is located in a tax increment financing district that has already pledged the corporate income tax credits to the tax increment financing project.

Qualified Companies

Qualified companies must be registered and in good standing with the Secretary of State's Office. A qualified company is any person, corporation, limited liability company, partnership, limited partnership, sole proprietorship, firm, enterprise, franchise, association, organization, holding company, joint stock company, professional services corporation, or any other legal entity through which business is conducted that has been or is planning to be actively engaged in one (1) or more of the following activities within the Commonwealth:

- **Manufacturing**
- **Agribusiness**
- **Nonretail service or technology** (company provides a service to or uses technology for customer or affiliate entities predominantly outside the Commonwealth and is designed to serve a multistate, national or international market)
- **National or regional headquarters operations, regardless of the underlying business activity of the company**
- **Healthcare**

Qualified company does not include companies where the primary activity to be conducted within the Commonwealth is forestry, fishing, mining, coal or mineral processing, the provision of utilities, construction, wholesale trade, retail trade, real estate, rental and leasing, accommodation and food services, or public administration services. Any firm, company, consultant, or institution whose primary business is to provide training or training consultation for a fee is not eligible for BSSC incentives.

A qualified company or member of a consortium that has been found (adjudicated) to commit a willful Occupational Safety and Health Administration (OSHA) violation within three previous years is not eligible to apply for BSSC incentives. If a company is approved for funding and is then found (adjudicated) to have committed a willful OSHA violation during the life of a BSSC grant or tax credit, no remaining funds will be paid to the company from the date the willful violation is made known to the BSSC.

A qualified company shall not be entitled to receive investment credits or grants if the company requires that the employee (i.e. trainee) reimburse the employer or otherwise pay for any costs or expenses incurred in connection with occupational or skills upgrade training activities.

Consortia/Industry Partnerships (GIA ONLY) – The BSSC Board of Directors promotes collaborative training initiatives and provides priority consideration for training agreements that demonstrate the willingness of multiple companies to work together through training consortia and industry partnership. The consortium application must address the common training and workforce development needs of the participating companies including:

- Effort is industry-driven
- Collaboration by the area providers of employment and training services
- Overall savings in training costs due to the collaborative effort (must be able to document the overall cost savings)
- Project will facilitate the advancement of the host community's economic development efforts

An eligible consortium/industry partnership application shall include two or more BSSC eligible companies participating together in any single activity on the Training Plan page of the application, a listing of the member companies and a "lead company" whose representative is authorized by the consortium/industry partnership to provide his/her signature on behalf of the consortium/industry partnership.

Co-Applicant

The application may be written and submitted by the company or submitted jointly with a co-applicant. A co-applicant must be either a public or non-public secondary or post-secondary educational institution or an independent (private or proprietary) provider within the Commonwealth authorized by law to deliver a program of skills training or education. With respect to educational institutions only, a statement of the technical assistance and financial support for the program received or pledged from a qualified company must be included in the application.

Qualified Employee

A qualified employee (i.e. trainee) is any person who meets all of the following criteria:

- Is currently a permanent full-time employee* of the qualified company,
- Is a resident of the Commonwealth according to KRS 141.010; and
- Is paid a minimum total hourly compensation of \$12.51. **

* *Full-time employee* is a Kentucky resident who is employed by the qualified company to work for a minimum of 35 hours per week during the most recently ended calendar year and is subject to the tax imposed by KRS 141.020. Full-time employees do not include contract or seasonal labor.

** Each qualified employee must be paid a minimum base hourly wage (*defined as the minimum wage amount paid to an employee of a qualified company, which shall not be less than one hundred fifty percent (150%) of the federal minimum wage = $7.25 \times 150\% = \$10.88$*) plus employee benefits equal to or greater than fifteen percent (15%) of the minimum base hourly wage. If the company does not provide employee benefits equal to at least fifteen percent (15%) of the minimum base hourly wage, the company may still qualify if it provides the full-time employee total hourly compensation equal to or greater than one hundred fifteen percent (115%) of the minimum base hourly wage through increased hourly wages combined with at least one (1) company-paid employee benefit;

Eligible Training Provider

A company may choose to use in-house trainers, educational institution regular or adjunct faculty, training consultants or a combination thereof. Companies are free to use any provider they choose. BSSC does not recommend, endorse, or advertise for any particular training providers. Training Providers are not permitted to use the BSSC name in any of their advertisements, brochures, or other promotional materials for the purpose of soliciting or obtaining customers.

Eligible Training Costs

Specific skills and occupational upgrade training programs may be customized for a particular company/consortium to encompass one or more of the eligible training costs identified below. The BSSC gives preference to training projects that create, maintain and promote higher wage jobs given its statutory mandate to improve and promote the employment opportunities of the citizens of the Commonwealth. BSSC may approve incentives for up to fifty percent (50%) of total eligible costs up to the maximum allowable funding cap. Only training costs incurred after approval of the BSSC incentive

may be considered in determining eligibility.

The application may contain no more than twenty-five percent (25%) of the total training hours for safety, mandated and/or regulatory training. Safety, mandated or regulatory training can include but is not limited to: safety management, safety recording keeping, blood borne pathogens, control of hazardous materials, lockout/tag out, emergency action plan, emergency response, hazard communication, hearing conservation, safe electrical workplaces (all OSHA), and stand-alone safety (including first aid, cardiopulmonary resuscitation (CPR), emergency medical technician (EMT), etc.). Given the nature of work required for medical personnel, what would be deemed safety training for other areas of industry might not be deemed safety for healthcare providers. Therefore, concerning ONLY healthcare providers, additional safety hours will be evaluated on a training-by-training basis and may or may not count as strictly safety hours.

In-House Training

BSSC may award incentives to the company/consortium for fees or salaries required to be paid to instructors who are employees of the company in connection with an occupational or skills upgrade training program sponsored by a company that includes company specific classroom and on-the-job training. For eligibility, training must be a minimum of 0.5 hours, and may be claimed in quarter-hour (15 minute) increments above the 0.5 hour minimum, rounded down to the nearest quarter.

BSSC may award incentives to the company/consortium at a rate of \$25 per hour for instruction where company employees serve as in-house training instructors. The company/consortium shall provide a match of \$25 per hour for in-house instructor training costs. This match may be in the form of in-kind contributions such as company-paid wages to the trainer and trainees. (Note: \$25 per hour as used herein is equal to fifty percent (50%) of the total eligible rate of \$50 per hour).

Educational Institution and Consultant Training

BSSC may award incentives to the company/consortium for fees or salaries required to be paid to full-time, part-time, or adjunct instructors with an educational institution; instructors who are consultants on contract with a company; and per employee training costs. Eligible training in this circumstance shall include job related classroom training, tuition courses, certifications, trainer development, licensing, online training, and video conferencing. Registration fees for annual meetings, conferences, or seminars without proof of training are not eligible. It is not the intent of the BSSC to provide funds for Continuing Education Units or tuition courses that are not specifically related to the employee's current or future job function. In addition, tuition courses that are for the sole purpose of obtaining a bachelor's or master's degree are not allowed.

Instructional Materials and Supplies

BSSC may award incentives for the actual reasonable costs of instructional materials, and supplies used exclusively in an occupational or skills upgrade training program sponsored by a company/consortium. Instructional materials include training manuals and textbooks in hard copy or electronic formats and instructional materials (overheads, photocopies, etc.). ~~Supplies include paper, pencils, highlighters and easel pads.~~ The BSSC will only approve incentives for supplies not used in daily operations, and shop training materials (welding rods, scrap metal, etc.) used for classroom instruction and not for on-the-job training activities.

Employee Wages



BSSC may award eligible company/consortium incentives for employee (i.e. trainee) wages paid while training during an occupational or skills upgrade training program sponsored by a company. The wage used will be the average wage submitted on the approved application.

Registered Apprenticeship

Apprentices enrolled in a registered apprenticeship program during the term of the approved agreement may be eligible for training costs or wages with the same criteria and maximums set forth in these Guidelines. Participation in a registered apprenticeship program will be verified by the Kentucky Education & Workforce Development Cabinet.

Consortia/Industry Partnership Expenses (GIA ONLY): Due to the unique training and workforce development needs and functions that exist within training consortia and industry partnerships, the BSSC recognizes that additional eligible training costs could be required for these entities to be successful. In addition to the eligible costs previously listed, the following are also eligible costs specifically for consortia and industry partnerships:

- Pre-employment training and certification activities
- Equipment purchased by the consortia/industry partnership, used solely for training purposes and to be used for training listed on the BSSC application. BSSC shall not make reimbursements based on the value of donated equipment. Reimbursement for equipment shall not exceed 25% of the approved grant amount.

Ineligible Training Costs

Ineligible training costs include, but may not be limited to retroactive training, pro/con union training, employee assessments/evaluations, curriculum development, unrelated industry training, and training provided through the KCTCS TRAINS program.

BSSC Process

Completion of BSSC Application – Completion of the BSSC Application – The GIA/STIC application is available on the BSSC website at www.thinkkentucky.com/ced/ky.gov/Workforce/BSSC.aspx. Potential applicants may complete and submit an application as long as the minimum program eligibility requirements are met. All applications will be arrival date and time stamped upon receipt as long as required signature pages are included. Applications must include a minimum of \$12,000 in planned training costs, which equates to \$6,000 in potential incentives.

Submission of Application – Complete, signed applications and a copy of the Request for Taxpayer Identification Number and Certification (W-9 Form) are due in the BSSC office by the submission date found under the Application Submission and Board Meeting Schedule of these guidelines.

Review Application – BSSC staff review applications for eligibility, completeness and accuracy and verify the calculation of the score. Staff may contact the applicant if there are any questions. Upon completion of staff's review and subject to incentive caps, eligible applications are submitted to the BSSC Board for funding consideration.

Approval of Training Application – If the BSSC Board of Directors approves the training application, an approval letter indicating the amount of BSSC incentives awarded is emailed to the company contact and educational institution contact, if applicable. An agreement is also sent to the company for execution. Upon receipt of the executed agreement from the applicant, the agreement will be signed by BSSC and then becomes effective. A copy of the agreement will be returned to the applicant. Eligible training may begin after the approval of the incentives by the BSSC Board.

Length of Agreement – Agreements will require training to be completed within one year from the BSSC Board approval.

Submission of Completed Training – Upon completion of training, all requests for reimbursement or tax credits will be submitted on a form provided by the BSSC, along with any other required documentation. To expedite the process, a reminder of the training end date may be sent to the company. After BSSC staff reviews the documentation and it is found to be complete and satisfactory, the applicant will be notified of the amount of reimbursement or tax credit. Grant-in-Aid projects will receive either a check or electronic deposit into the company's account.

Interim Reimbursement Process (GIA ONLY) – Up to one (1) interim reimbursement may be requested before the training program is completed. The Interim Reimbursement must include at least \$37,500 in total eligible training costs to request a potential reimbursement of no less than \$18,750. Similar process as outlined above.

Closeout Process – The company is responsible for notifying BSSC staff once the training is completed to initiate the final closeout process. If notification is not received within one year after the date of approval, BSSC staff will contact the company and provide the requirements for closeout. When the training has been completed and the final closeout is requested, the company will sign and forward the required documentation to the BSSC. **All training documentation is required to be submitted within two (2) months of the training completion date and no later than two (2) months after the agreement term date. If requested in advance, staff may authorize a one-time extension not to exceed three (3) months for the project to finalize and submit the documentation (not to complete training).**

****STIC ONLY:** The amount of skills training investment credit awarded by the BSSC shall be claimed as a credit on the tax return of the approved company in the year of the closeout of approved training costs. The investment credit awarded may be carried forward for three successive fiscal years of the company. This may become necessary if the amount of allowable credits exceeds the income tax liability of the company during the initial fiscal year or the three successive fiscal years.

Modification (Consortium Only) - A consortium may request a modification to add additional eligible companies in order to allow additional companies to participate. Requests must be made in the form of a letter or email to BSSC Staff providing justification for the request. Modifications will not become effective until BSSC staff has reviewed and responded with an approval.

Training Documentation

All potential training costs must be adequately documented. Applicants should ensure that they have methods in place to sufficiently document all claimed training costs. Training costs are required to be summarized on a form provided by BSSC. This form will be provided soon after BSSC board approval of ~~your~~ the planned training project. The training summary document requires that summary information be provided on training activities including, but not limited to: training start and end dates; training class titles; instructor name and hours taught; number of eligible trainees per class; total number of unduplicated trainees; types of costs claimed; and a statement requiring signature by an authorized company official certifying that all trainees reported on the form are eligible full-time Kentucky residents.

Sign-in sheets or other similar documentation verified by the trainer, must support training. Educational institution and consultant led training requires additional documentation, including invoices and proof of payment for training costs. Without adequate documentation, otherwise eligible training will not be considered for incentives.



Supporting documentation from the training summary document must be maintained on-site by the company/consortium for a period of five years from the end date of the project and must be available to independent auditor(s) and/or the staff of BSSC upon request.

The BSSC may allow deviations from the original application with no written modification request if the approved amount of the grant does not increase and the change(s) is in accordance with the [BSSC Guidelines](#).

See <http://ced.ky.gov/Workforce/BSSC.aspx> or <http://thinkkentucky.com/Workforce/BSSC.aspx> for complete instructions and forms.

Organized Labor

When a collective bargaining unit exists at the work site where the proposed training will be provided, the company shall provide written notification to the on-site collective bargaining agent of the company's intention to apply for BSSC incentives. Notification shall include a summary of the proposed curriculum and shall occur prior to the time that the company files the proposal with the BSSC. A copy of the notification indicating the date the notice was provided, the sender, and the recipient, shall be filed with the BSSC application.

One of the goals of the BSSC is to promote cooperative training activities between a company and its employees. Therefore, a proposed skills training application will not be approved during a legal work stoppage and an active training application will be postponed during a legal work stoppage.

Equal Opportunity

Persons shall not be discriminated against in accordance with KRS 344.040. The BSSC is interested in training a diverse array of individuals under its programs. The BSSC has not set numerical goals for the types of individuals to be trained because it recognizes that the trainee profile of the individual training programs will vary depending upon the employee profile of the applicant company.

Application Scoring

In order to qualify for BSSC funding, a grant-in-aid or skills training investment credit application must earn a minimum score of 60 points. Applications that do not meet this requirement will not be considered by the BSSC Board of Directors and will be returned to the applicant.

No.	Description	Criteria	Points
1	Company/Consortium Status***	(Total number of Kentucky residents employed in permanent, full-time positions)	
		Existing company of 100 or less	20
		Existing company of 101 – 500	15
		Existing company of 501 – 1,000	10
		Existing company of 1,001 or more	5
2	Area of Need (Range of BSSC Index)	(See Area of Need Chart)	
		0 to 70	20
		70.01 to 80	17
		80.01 to 90	15
		90.01 to 100	10



		100.01 to 110	7
		110.01 or Higher	5
3	Trainees Average Hourly Wage Rate (excluding Benefits)	\$16.00 or less	15
		\$16.01 or more	20
4	Progressive Company Initiatives	See details on next page	40 (max)

***The employment figures for all participating consortium member companies are averaged to determine the proper category for criteria #1.

Progressive Company Initiatives - maximum of 40 points

Description	Points
This application is a consortium/industry partnership application	40
Company was not approved for any BSSC incentives during previous BSSC fiscal year (July 1, 2018-19 – June 30, 2019-20)	15
Expanding Company adding more than 10% new, full-time jobs for Kentucky residents paying a total hourly compensation of at least \$12.51, including benefits	10
Expanding Company adding more than 5% and up to 10% new, full-time jobs for Kentucky residents paying a total hourly compensation of at least \$12.51, including benefits	5
Expanding Company adding 5% or less new, full-time jobs for Kentucky residents paying a total hourly compensation of at least \$12.51, including benefits	2
Career growth: trainee receives pay increase as a result of training project. Must include percent or dollar amount of pay increase and identification of class title (example required)	7
Participates in development of future workforce through activities that prepare students for work including, but not limited to: co-op, work study, school-to-work, TRACK, etc. (specific example required)	4
Grant includes training that is part of a Registered Apprenticeship program (as defined by the Education & Workforce Development Cabinet)	5
Includes training for <u>at least one or more</u> American Veterans who served on active duty and were discharged or released for other than dishonorable discharge	3
Company is an active member of an <u>industry partnership or organized</u> consortia that is primarily focused on training and workforce development. (example required, <u>see consortia list at http://ced.ky.gov/kyedc/pdfs/BSSC_Consortia_List.pdf</u>)	3

The scores for criteria 4 are based on information contained in the application regarding the company's philosophies and role in Kentucky's economy. Listed above are the criteria and potential points associated with each. In order to receive the point(s) for a criterion, the applicant company/consortium must demonstrate in the application that it is already participating in the activity. The point(s) will not be given if the applicant is just beginning to train in the activity. When a criterion requires examples, points



will only be given if examples are provided in the application.

Formatted: Indent: Left: 0"



Area of Need

Percentage Above or Below Kentucky's Average BSSC Index

The points below are for BSSC applications submitted for approval during the 201920-20201 fiscal year.

County	Points	County	Points	County	Points	County	Points
Adair	17	Edmonson	17	Knox	20	Nicholas	17
Allen	15	Elliott	20	Larue	15	Ohio	1715
Anderson	107	Estill	2017	Laurel	15	Oldham	5
Ballard	15	Fayette	5	Lawrence	1720	Owen	15
Barren	15	Fleming	17	Lee	20	Owsley	20
Bath	20	Floyd	17	Leslie	20	Pendleton	10
Bell	20	Franklin	5	Letcher	20	Perry	1617
Boone	5	Fulton	17	Lewis	20	Pike	15
Bourbon	10	Gallatin	710	Lincoln	17	Powell	17
Boyd	7	Garrard	17	Livingston	10	Pulaski	15
Boyle	10	Grant	15	Logan	10	Robertson	2017
Bracken	1715	Graves	15	Lyon	15	Rockcastle	17
Breathitt	20	Grayson	17	Madison	10	Rowan	17
Breckinridge	17	Green	17	Magoffin	20	Russell	17
Bullitt	7	Greenup	15	Marion	10	Scott	5
Butler	15	Hancock	5	Marshall	7	Shelby	7
Caldwell	15	Hardin	7	Martin	17	Simpson	7
Calloway	15	Harlan	20	Mason	10	Spencer	7
Campbell	7	Harrison	1015	McCracken	7	Taylor	15
Carlisle	15	Hart	15	McCreary	20	Todd	15
Carroll	5	Henderson	107	McLean	1510	Trigg	15
Carter	20	Henry	10	Meade	10	Trimble	7
Casey	17	Hickman	15	Menifee	20	Union	1610
Christian	10	Hopkins	10	Mercer	7	Warren	7
Clark	10	Jackson	20	Metcalfe	17	Washington	10
Clay	20	Jefferson	5	Monroe	15	Wayne	20
Clinton	17	Jessamine	107	Montgomery	15	Webster	10
Crittenden	1517	Johnson	1720	Morgan	20	Whitley	15
Cumberland	15	Kenton	5	Muhlenberg	15	Wolfe	20
Daviess	7	Knott	20	Nelson	7	Woodford	5

Formatted: Indent: Left: 0", Space Before: 0 pt, Widow/Orphan control, Adjust space between Latin and Asian text, Adjust space between Asian text and numbers, Font Alignment: Auto

To learn more, contact
Christy Wingate
Christy.Wingate@ky.gov
Phone: (502) 564-7670

MEMORANDUM

TO: BSSC Board Members
FROM: Sarah C. Butler, Director 
DATE: May 27, 2020
SUBJECT: Exception Request to BSSC Guidelines 2020-2021

Governor Beshear declared a state of emergency via Executive Order 2020-15 regarding COVID-19 on March 6, 2020. Qualified approved companies affected by training delays due to COVID-19 will be given an opportunity to submit up to two applications for the GIA program during the 2020-2021 fiscal year.

Grant-In-Aid (GIA) approved companies with a training period ending between March 6, 2020 and June 30, 2020, may reapply for the amount of the GIA recapture funds forfeited from those training periods. The amount of funds recaptured from the GIA agreement may be eligible for BSSC Board consideration during the 2020-2021 fiscal year; however, the competitive scoring process will not apply to the Recapture Application and the \$6,000 minimum incentive request will be waived. The approved company shall complete all programs of skills upgrade training or occupational upgrade training within one (1) year from the date of approval by the BSSC and shall certify the completion of these programs to the corporation.

The Recapture Applications will be a separate application and must be submitted beginning July 1, 2020 through October 15, 2020 for consideration by the BSSC Board. An additional competitive GIA application may be submitted at any time during the 2020-2021 fiscal year for a distinctly separate training plan other than the Recapture Application. All other fiscal year 2020-2021 BSSC guideline terms and conditions shall apply.

During the fiscal year 2020-2021, Personal Protective Equipment (PPE) training, subject to verification, shall not be considered as safety training for approved companies.

Staff recommends the exceptions outlined above to the approved 2020-2021 BSSC Guidelines.

154.12-207 Grant in aid -- Skills training investment credit -- Application -- Approval -- Maximum amount -- Training.

- (1) The corporation may, subject to appropriation from the General Assembly or from funds made available to the corporation from any other public or private source, provide grants-in-aid to educational institutions, and qualified companies, not in excess of two hundred thousand dollars (\$200,000) per grant-in-aid. Such grants-in-aid shall be used exclusively for programs which are consistent with the provisions of this chapter.
- (2) The corporation may, in accordance with KRS 154.12-204 to 154.12-208, award a skills training investment credit to an approved company. The amount of the skills training investment credit awarded by the corporation shall be an amount equal to fifty percent (50%) of the amount of approved costs incurred by the approved company in connection with its program of occupational upgrade training or skills upgrade training, the credit amount not to exceed five hundred dollars (\$500) per employee and, in the aggregate, not to exceed one hundred thousand dollars (\$100,000) for each approved company per biennium. The corporation shall only approve one (1) application per biennium for each approved company.
- (3) (a) To apply for a grant-in-aid or a skills training investment credit, a qualified company shall submit an application to the Bluegrass State Skills Corporation before commencing its program of skills upgrade or occupational upgrade training. Each application shall contain information the corporation requires, including but not limited to:
 1. A proposal for a program of skills upgrade training, occupational upgrade training, and education;
 2. A description of each component of the proposed training program and the number of employee training hours requested;
 3. A statement of the total anticipated costs and expenses of the program, including a breakdown of the costs associated with equipment, personnel, facilities, and materials; and
 4. With respect to educational institutions only, a statement of the technical assistance and financial support for the program received or pledged from a qualified company.
- (b) To qualify for a grant-in-aid or a skills training investment credit in which an educational institution will provide training, an educational institution and a qualified company shall submit a joint application to the corporation. To qualify for a grant-in-aid or a skills training investment credit in which a provider other than an educational institution will provide training, the qualified company may independently submit a proposal to the corporation containing the same information as set forth in this subsection.
- (4) Approval of the grant-in-aid and skills training investment credit application by the board shall be based upon the following criteria:
 - (a) The program must be within the scope of KRS 154.12-204 to 154.12-208;
 - (b) Participants in the program must qualify as an employee as defined by KRS

154.12-204;

- (c) The program must involve an area of skills upgrade training, occupational upgrade training, and education which is needed by a qualified company and for which a shortage of qualified individuals exists within the Commonwealth;
 - (d) The grant-in-aid and skills training investment credit must be essential to the success of the program as the resources of the educational institution are inadequate to attract the technical assistance and financial support necessary from a qualified company;
 - (e) The educational institution must have obtained a firm commitment from a qualified company for the information, technical assistance, and financial support which, together with the grant-in-aid or skills investment credit, the resources of the applicant, and support from any other source, is sufficient to ensure the success of the program. In addition, the commitment of financial support from an approved company shall be equal to or greater than the amount of the requested grant-in-aid or skills training investment credit; and
 - (f) The educational institution must have established adequate auditing procedures and reporting methods for the submission of information and data as required by the corporation.
- (5) After a review of applications for grant-in-aid and skills training investment credits, the corporation may designate the qualified company as an approved company and approve the maximum amount of grants and skills training investment credits the approved company is eligible to receive. The maximum amount of skills training investment credits approved for all qualified companies by the corporation for fiscal year 1998-1999 and fiscal year 1999-2000 shall not exceed one million dollars (\$1,000,000) and shall not exceed two million five hundred thousand dollars (\$2,500,000) for each fiscal year thereafter. Skills training investment credits that remain unallocated by the corporation at the end of its fiscal year shall lapse and shall not be carried forward to a new fiscal year.
- (6) The approved company shall complete all programs of skills upgrade training or occupational upgrade training within one (1) year from the date of approval by the corporation and shall certify the completion of these programs to the corporation. Once they are completed and certified and all required documentation is provided and received by the corporation, the corporation shall disburse the grant funds or notify the approved company of the final authorized skills training investment credit.

Effective: July 14, 2018

History: Amended 2018 Ky. Acts ch. 199, sec. 14, effective July 14, 2018. -- Amended 2009 Ky. Acts ch. 11, sec. 33, effective June 25, 2009. -- Amended 2006 Ky. Acts ch. 211, sec. 65, effective July 12, 2006. -- Amended 2002 Ky. Acts ch. 65, sec. 2, effective July 15, 2002. -- Amended 2000 Ky. Acts ch. 300, sec. 6, effective July 14, 2000; and ch. 466, sec. 1, effective April 21, 2000. -- Amended 1996 Ky. Acts ch. 194, sec. 20, effective July 15, 1996. -- Repealed and reenacted 1990 Ky. Acts ch. 476, Pt. V, sec. 393, effective July 13, 1990. -- 1988 Ky. Acts ch. 437, Part XI, sec. 1, effective April 15, 1988. -- Created 1984 Ky. Acts ch. 211, sec. 4, effective July

MEMORANDUM

TO: BSSC Board Members
FROM: Sarah C. Butler, Director
DATE: May 27, 2020
SUBJECT: Commitment Grant Exceptions to BSSC Guidelines 2020-2021

The following exceptions to the May 27, 2020 approved guidelines concerning Commitment Grant proposals are recommended for approval as follows:

- May be approved and awarded up to \$200,000 per application
- Approvals may include up to 25% retroactive training activities within sixty (60) days prior to the company's acceptance of proposal
- Commitment Grants will have separate and distinct applications and reimbursement worksheet
- Extensions may be authorized for certain Cabinet Commitment Projects
- Train the trainer travel is an eligible expense